



Free Translate & AI Content: Google, DeepL, ChatGPT

Free PrestaShop translation & AI content generator module based on Google Translate API, DeepL, ChatGPT, Bing/Azure, Libre, Lecto & Yandex. Translate entire store into 110+ languages and generate content with ChatGPT (2 features in 1 module).

A product of PrestaHero

Contents

I. WELCOME	3
II. INTRODUCTION	3
III. INSTALLATION	3
IV. GENERAL SETTINGS	4
1. Translate settings	4
2. Exceptions	7
3. ChatGPT	9
V. CATALOG TRANSLATION	10
1. Product translation	10
2. Product category translation	14
3. Brand and Supplier translation	17
4. Attributes and Features translation	18
VI. PAGE TRANSLATION	18
VII. INTERNATIONAL TRANSLATION	20
VIII. COMPATIBILITY WITH PRESTAHERO MODULES	23
1. Compatibility with “Blog” module	23
2. Compatibility with “Trusted Reviews” module	24
3. Compatibility with “Mega Menu Pro” module	26
4. Compatibility with “Live Chat, Contact Form, and Ticketing System” module	28
5. Compatibility with “Custom fields & tabs on product page” module	29
6. Compatibility with Promotion Pro module	31
IX. THANK YOU	34

I. WELCOME

Thank you for purchasing our product. We hope to guide you through all the aspects of the module installation and the module setup within this document. If you have any questions that are beyond the scope of this documentation, please feel free to contact us.

II. INTRODUCTION

Free Translate & AI Content Generator module uses Google Translate automatic translation service to translate your PrestaShop online store with Google power and make it multilingual. With 103 available languages, your site will be available globally upon installation. Spend time on what's important: managing your orders and products, or communicating with your customers, in their preferred language.

Free Translate & AI Content Generator makes it easier to add translations to your PrestaShop store. Seamless integration with the familiar PrestaShop environment makes sure you remain inflow. Now, giving your customers a consistent language experience is straightforward and quick.

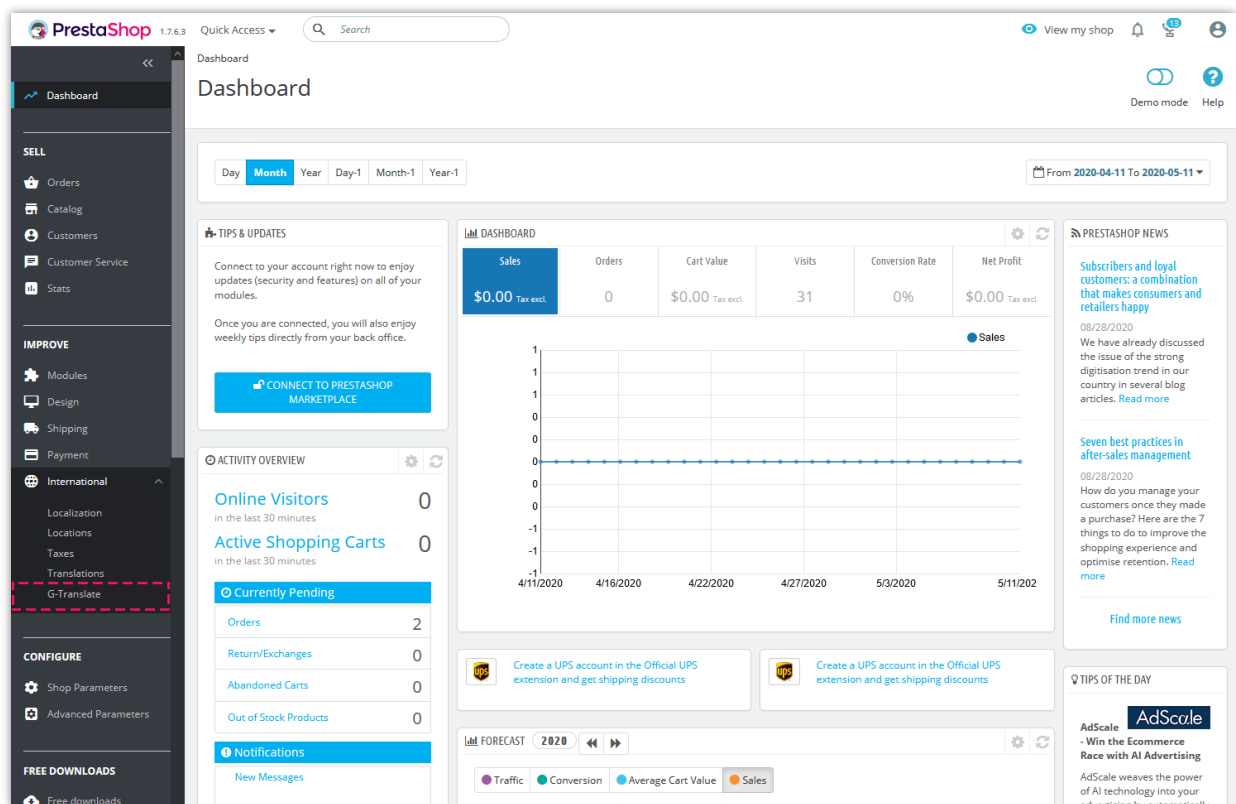
** **"Free Translate & AI Content Generator"** is compatible with PrestaShop 1.7.x and PrestaShop 8.x*

III. INSTALLATION

1. Navigate to **"Modules / Module manager"**, click on **"Upload a module / Select file"**
2. Select the module file **"ets_translate.zip"** from your computer then click on **"Open"** to install

3. Click on **“Configure”** button of the module you just installed to open the module’s configuration page

Quick access: You can also navigate to **Free Translate & AI Content Generator’s** configuration page through the quick access menu



IV. GENERAL SETTINGS

1. Translate settings

Firstly, we will need to select the translation API you want to use. **Free Translate & AI Content Generator** supports 6 types of API: Google Translate API, DeepL API, Bing Translation API, Libre API, Lecto API, and Yandex API.

Global settings
1-Click translate

Translate settings
Exceptions
ChatGPT

Select translation provider
Google translate

* Google API key for "Cloud Translation API"

Google translate
DeepL translate
Bing translate
Libre translate
Lecto translate
Yandex translate

20R01VXk5Mc-U9wz5x
Check API

Auto apply global settings when translating

Translate from
English (English)

* Translate to

FR, ES, IT, CS, PL, PT, DE, HU, SI, LT, TR, RO, GB

Auto detect customer language when translating customer comments
Yes

How to translate?

☒ Translate all missing translation fields (empty fields and fields which have the same content of source language)
☐ Translate empty fields only
☐ Translate fields which have the same content of source language only
☐ Translate all fields (replace all old translations)

Regenerate friendly URL when translating titles
Yes

Analyze the translation before translating
Yes

Ignore old controller files when translating
Yes

Enable field translation
Yes

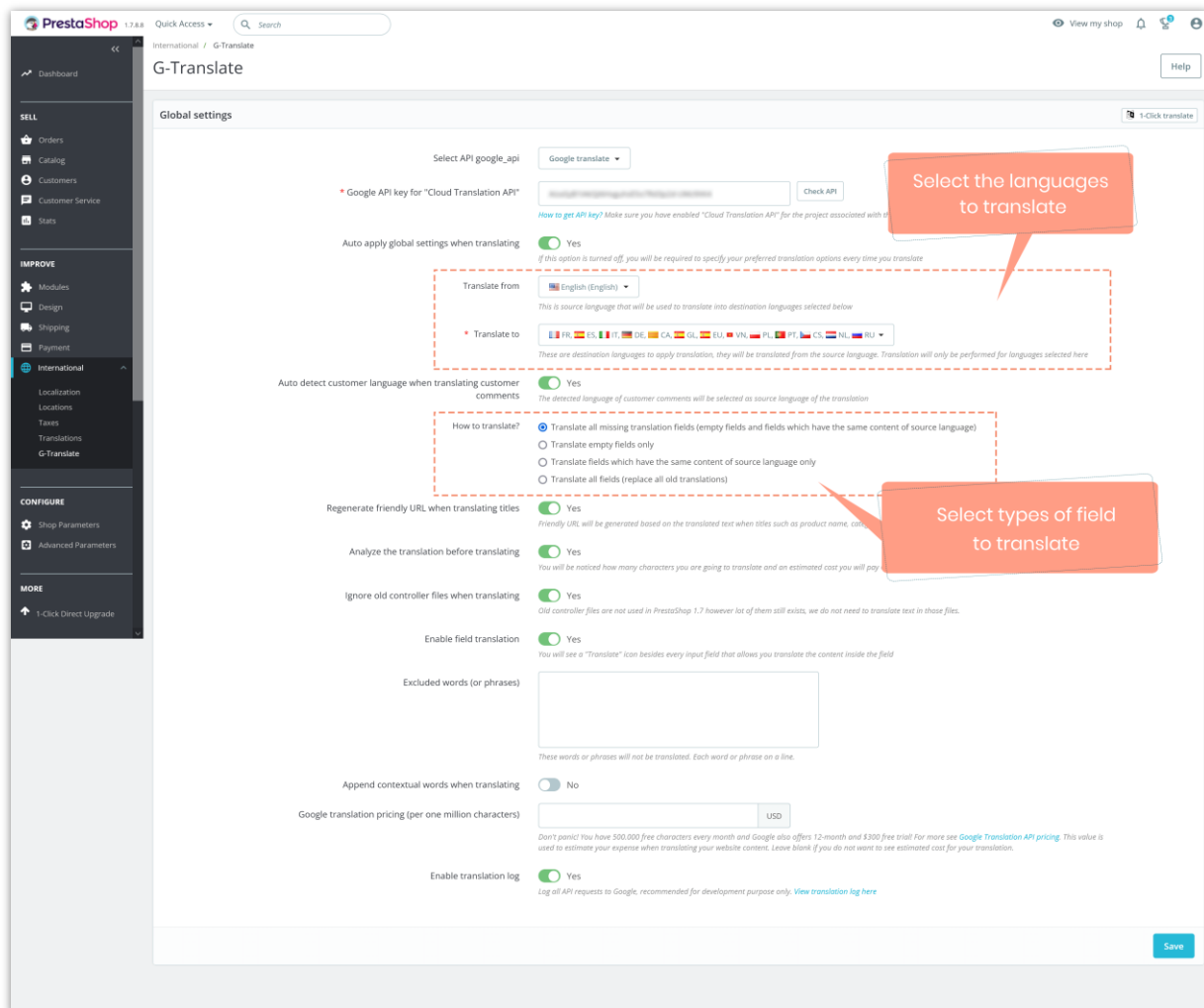
Google translation pricing (per one million characters)

USD

Enable translation log
Yes

Save

Click on *"How to get API key?"* link to learn how to create and get your translation API key. Enter your API key into **Free Translate & AI Content Generator's** configuration page then click *"Save"*. And we're ready to go!



- **Auto apply global settings when translating:** The translation settings defined on this page will be automatically applied to all types of translation: product translation, CMS page translation, etc.
- **Automatic language detection to translate comments: Free Translate & AI Content Generator** will automatically detect the language of the customer's comment and perform translation.
- **Enable translation log: Free Translate & AI Content Generator** provides a translation log feature to help you keep track of this module's performance. Click on "View translation log here" link to open the translation log page.

Modules / ets_translate / [Configure](#)

Configure
gTranslate - Translate everything you see!

Translate Back Translate Check update Manage hooks

TRANSLATE LOGS [Back to configs](#) [Clear logs](#)

ID	Page type	Source language	Target language	Ids translated	Text translated	Status	Response message	Timeout (ms)	Translation date	Actions
1	product	en	fr	20,1		Success		925	2020-06-09 00:10:09	✖
2	product	en	fr,es,it		Hot deals PRO - Special products slider with count	Success		920	2020-06-09 00:14:10	✖

- **1-Click translate:** Translate entire website content in 1-click, fix missing translations.

1-CLICK TRANSLATE

? Here you can quickly do bulk translation for any kind of data you want or 1-click to translate the whole website.

Data to translate:

- ☐ All (translate everything)
- ☒ Catalog ^
 - ☒ Products
 - ☒ Categories
 - ☒ Brands
 - ☒ Suppliers
 - ☒ Attributes
 - ☒ Attribute groups
 - ☒ Features
 - ☒ Feature values
- ☒ Pages ^
 - ☒ CMS categories
 - ☒ CMS pages
- ☒ International / Translations ^
 - ☒ Back office
 - ☒ Themes v
 - ☒ Installed modules v
 - ☒ Email v
 - ☒ Static pages (pages in SEO settings tab such homepage, login, my account, etc.)
- ☒ Customer Reassurance
- ☒ Link widget (footer menu)
- ☒ Main menu (top menu)
- ☒ Custom text blocks
- ☒ Image slider

[Back](#) [Translate](#)

2. Exceptions

Due to the characteristics of each language when translating, there will be errors in certain words, especially when a word has many meanings and stands alone. So, the module supports the feature that allows you to add fixed translations for some special words.

For example, the English word "Save" has many meanings: it means both "Enregistrer" and "sauvegarder" in French. However, when using the translation tools, if you want to show that the word "Save" means "Enregistrer" (for example, save the configuration), you can turn on the **"Fixed translation for some special words"** option and add the words you want to translate with fixed meanings. At that time, when encountering the word "save", the module will automatically translate it to "Enregistrer".

Global settings

Translate settings Exceptions ChatGPT

Fixed translation for some special words ☒ Yes

*Phrase key

Save Enregistrer fr ▼

Back Revenir fr ▼

+ Add

Excluded words (or phrases)

These words or phrases will not be translated. Each word or phrase on a line. However, this option does not support Lecto, Libre and Yandex translate

Append contextual words when translating ☐ No

Save

In addition, the module also supports the **"Append contextual words when translating"** feature.

The contextual words you add will help Google understands the context of the translation better, especially when the text to translate is too short (has only one or a few words).

Append contextual words when translating ☒ Yes

* Append contextual words to improve translations fr ▼

These words help Google understand the context of the translation better, especially when the text to translate is too short (has only one or a few words). These words will be removed from the translation result

* Pages to append contextual words when translating

- ☐ All pages
- ☐ Catalog (products, categories, features and attributes, etc.)
- ☐ CMS Pages and categories
- ☒ International / Translations (texts in tpl or php files and email templates)
- ☐ Customer Reassurance
- ☐ Link widget (footer menu)
- ☐ Main menu (top menu)
- ☐ Custom text blocks
- ☐ Image slider on home page

Append contextual words when original text to translate fewer than (or equals) words

Leave blank to append contextual words to every text when translating

3. ChatGPT

Integrated with ChatGPT, the module will make it easier and more efficient to create and translate product content. In this tab, you can add and save prompts to use in generating product content that meets their specific requirements without the need for manual input every time.

Global settings 1-Click translate

Translate settings Exceptions **ChatGPT**

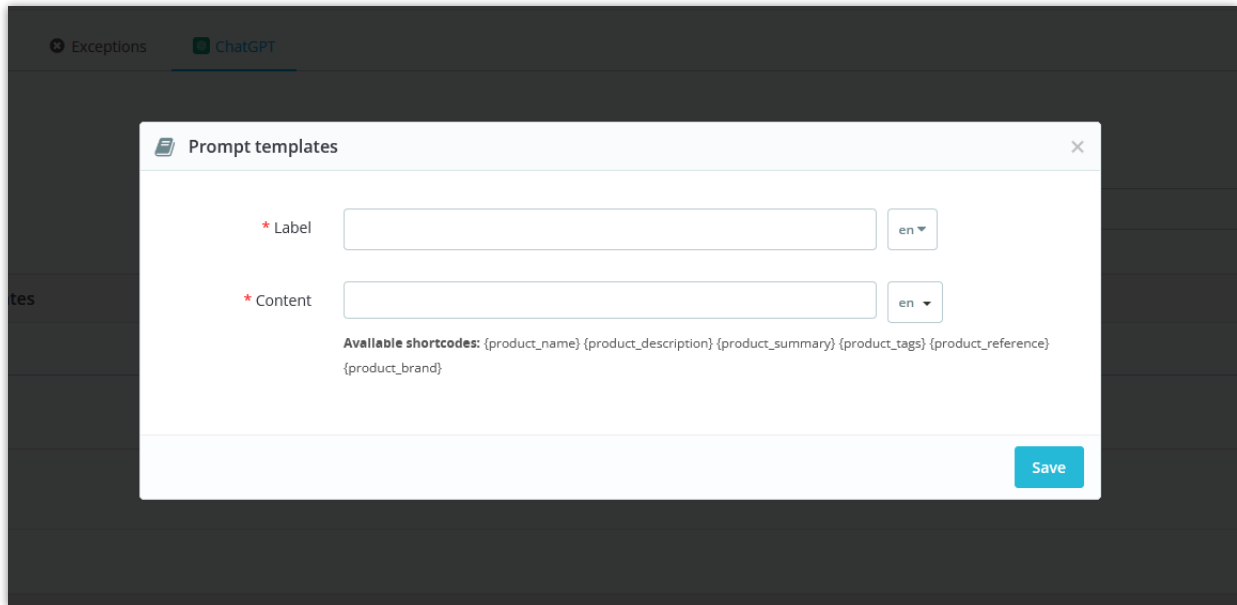
Enable ChatGPT ☒ Yes
Enable ChatGPT to create or edit content.

* ChatGPT API
How to get API key? Make sure you have enabled "ChatGPT API" for the project associated with this key

Prompt templates 1

Label	Content	Action
Summary	Write summary for {product_name} product	Edit ▼

Save



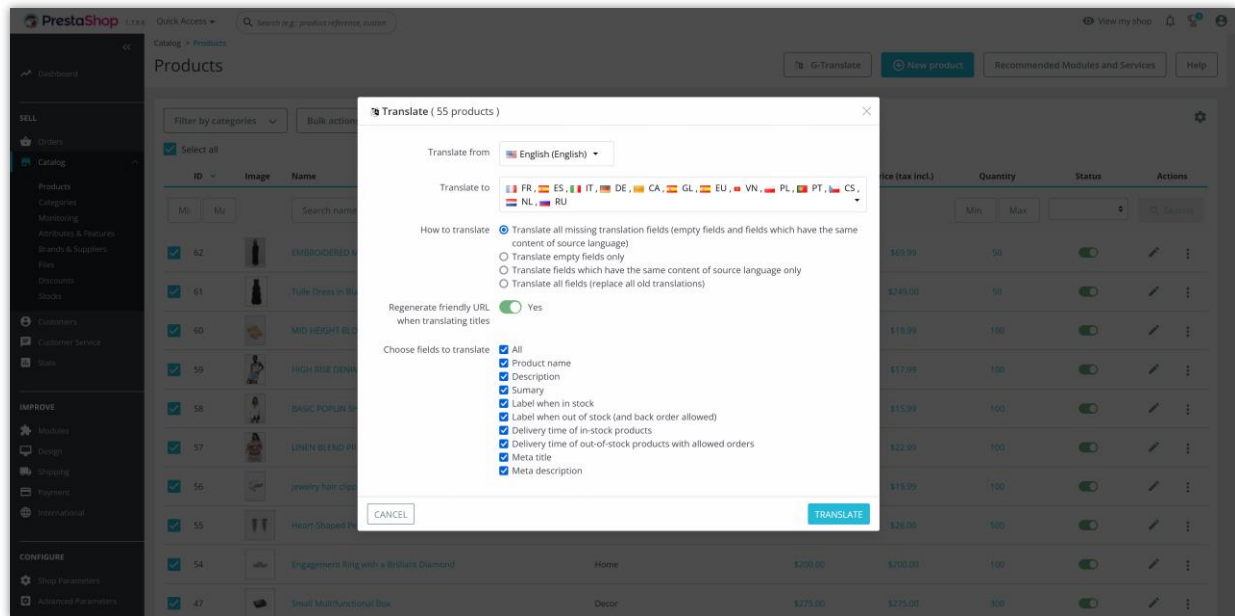
V. CATALOG TRANSLATION

1. Product translation

From **Products** listing page, you can run the quick product translation by selecting the products you want to translate then click on **"Translate"** button.

ID	Image	Name	Reference	Category	Price (tax excl.)	Price (tax incl.)	Quantity	Status	Actions
55		Super Speed - Incredibly fast - GTmetrix optimization module		Speed & Performance	\$125.99	\$125.99	91	✓	
42		Hot deals PRO - Special products slider with countdown module		Home page	\$49.99	\$49.99	100	✗	
41		BLOG - All in 1 Prestashop blog module		Blog & Forum	\$149.99	\$149.99	97	✗	
40		CAPTCHA - reCAPTCHA - Anti spam - Anti fake account Module		Security & Access	\$49.99	\$49.99	99	✗	
39		Instagram Shopping Slider - Prestashop Instagram slider module		Sliders & Galleries	\$149.99	\$149.99	99	✗	
38		1 CLICK to Migrate - Upgrade Prestashop to latest version		Upgrade & Data migration	\$79.99	\$79.99	95	✗	
37		Prestashop Migrator - Upgrade Prestashop to 1.7 in a few clicks		Upgrade & Data migration	\$99.99	\$99.99	94	✗	

A popup will appear and display your defined translate configurations. You can edit the translate configurations before translating.



When you satisfy with your translate configurations, click on “Translate” button to start the analysis process:

Super Speed - Incredibly fast - GTmetrix optimization module	Speed & Performance	\$125.99	\$125.99
Hot deals PRO - Prestashop Hot deals module	Analyzing translations. Please wait ...		\$49.99
BLOG - All in 1 Prestashop Blog module			\$149.99
CAPTCHA - reCAPTCHA - Anti spam - Anti fake account Module	Security & Access	\$49.99	\$49.99
Instagram Shopping Slider - Prestashop Instagram slider module	Sliders & Galleries	\$149.99	\$149.99

Image	Name	Reference	Category	Price (tax excl.)		Price (tax incl.)	Quantity
	<input type="text" value="Search name"/>	<input type="text" value="Search ref."/>	<input type="text" value="Search category"/>	<input type="text" value="Min"/>	<input type="text" value="Max"/>		<input type="text" value="Min"/>
	Super Speed - Incredibly fast - GTmetrix optimization module			\$125.99		\$125.99	91
	Hot deals PRO - Special products slider			\$49.99		\$49.99	100
	BLOG - All in 1 Prestashop blog module			\$149.99		\$149.99	97
	CAPTCHA - reCAPTCHA - Anti spam - A			\$49.99		\$49.99	99
	Instagram Shopping Slider - Prestashop Instagram slider module		Sliders & Galleries	\$149.99		\$149.99	99
	1 CLICK to Migrate - Upgrade Prestashop to latest version		Upgrade & Data migration	\$79.99		\$79.99	95

×

ANALYSIS RESULTS

You are going to translate 297 sentences (5203 characters)
 Estimated price: 0.00018 USD

CONFIRM & TRANSLATE NOW

CANCEL

Click on “**Confirm and translate now**” button to start translating.

❖ Translate a specific product

Free Translate & AI Content Generator also enables you to translate a specific product. You simply need to open the product editing page and click on “Translate” icon where you want to translate its content.

Quick Access ▾

View my shop

🔔

👤

Super Speed - Incredibly fast - GTmetrix optimization module

Virtual product ▾

en

Translate

Sales

Product list

Help

Basic settings

Virtual product

Pricing

Custom fields

SEO

Options

+

Summary

Description

All-in-one speed optimization tool to maximize page speed, utilize server resources and improve SEO. Innovative caching solutions, image and database optimization, HTML/ CSS/JavaScript minification and GZIP are all included for website instant load

Translate product name

Translate all product fields

Translate product summary

Reference

Quantity

Advanced settings in Quantities

Tax included

Tax rule

Advanced settings in Pricing

Categories

Preview

Online

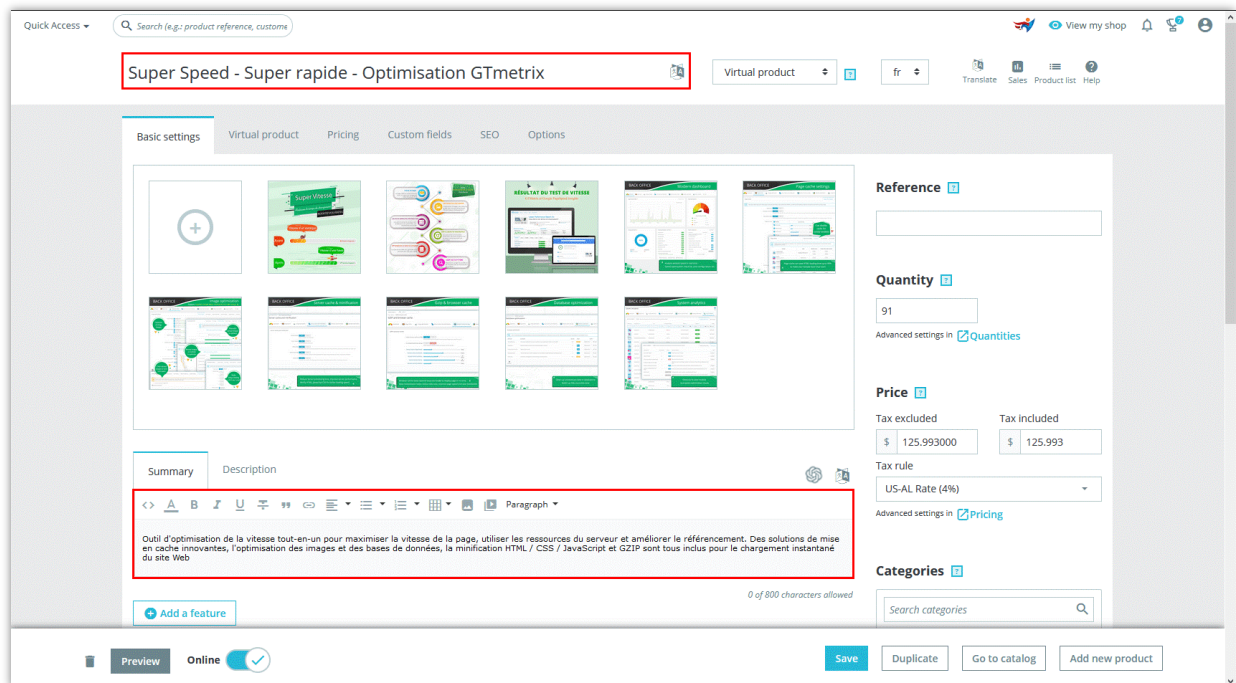
Save

Duplicate

Go to catalog

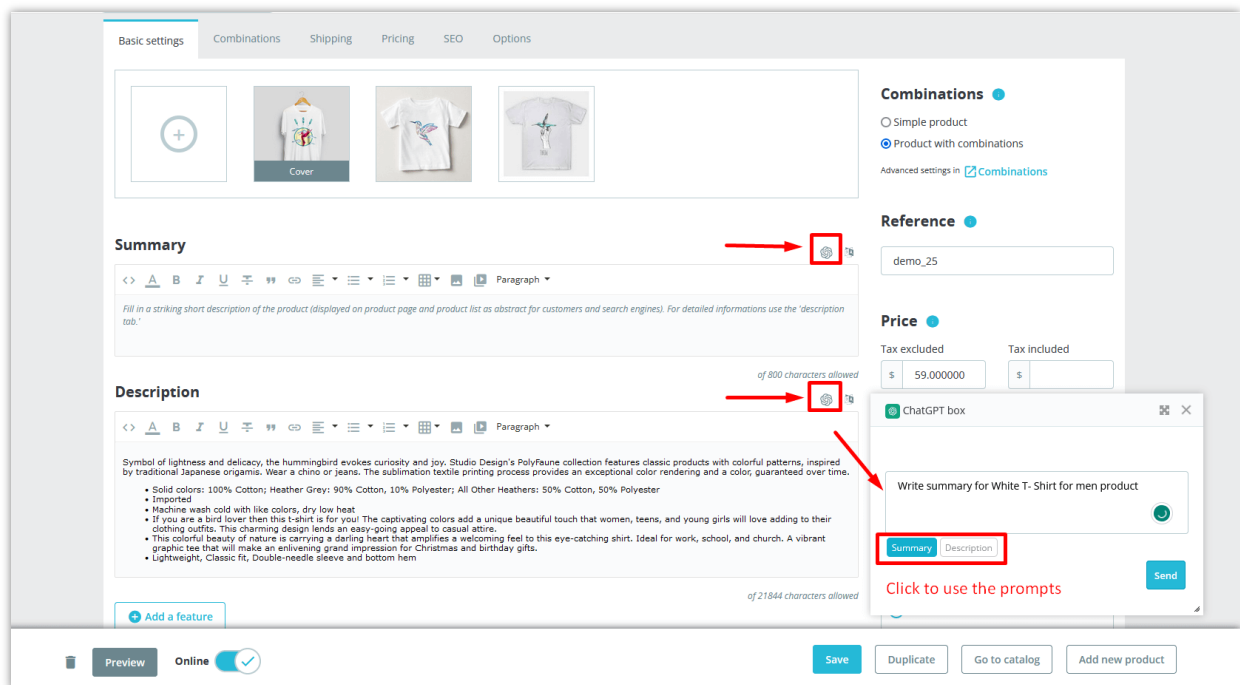
Add new product

Below is an example of a product name and summary after being translated from English to French:



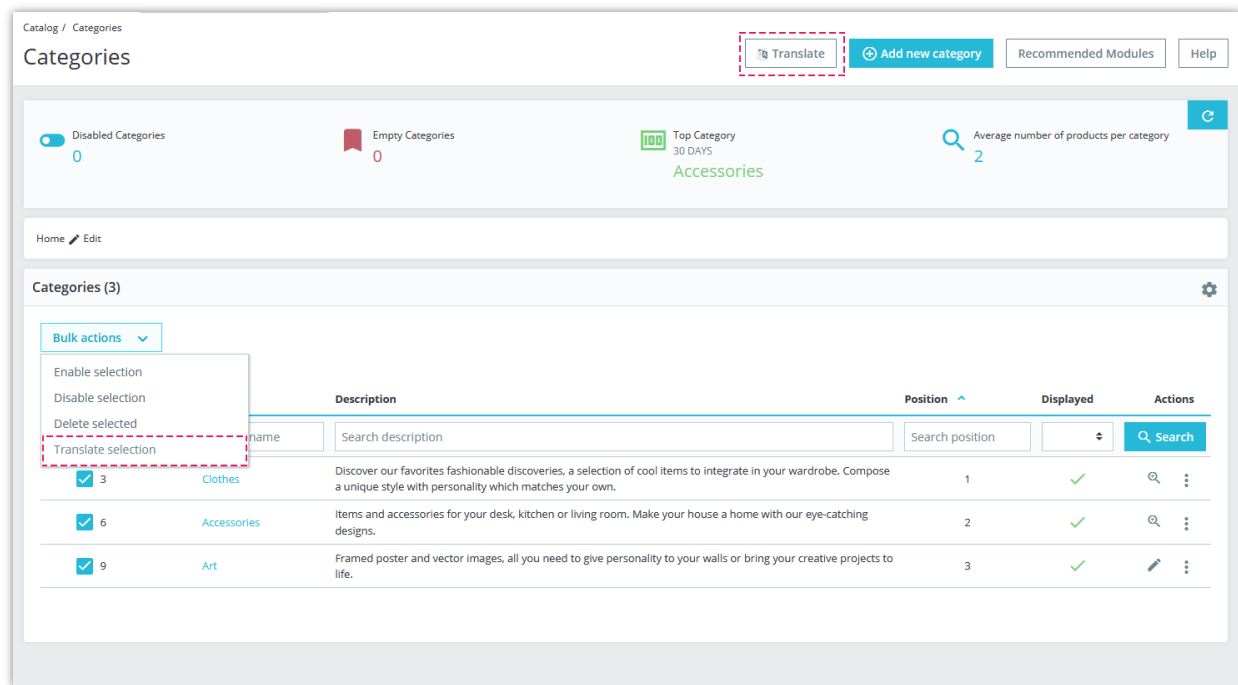
Besides, we also integrate ChatGPT into the module (on the summary and description section of the product page) to help store owners to create and translate product content easier.

Click on the ChatGPT icon in the product description or summary and start using it. Under the chat box with the labels of the prompts you have created, click on the label of the prompt you want to use to save time without having to manually retype the content you want.

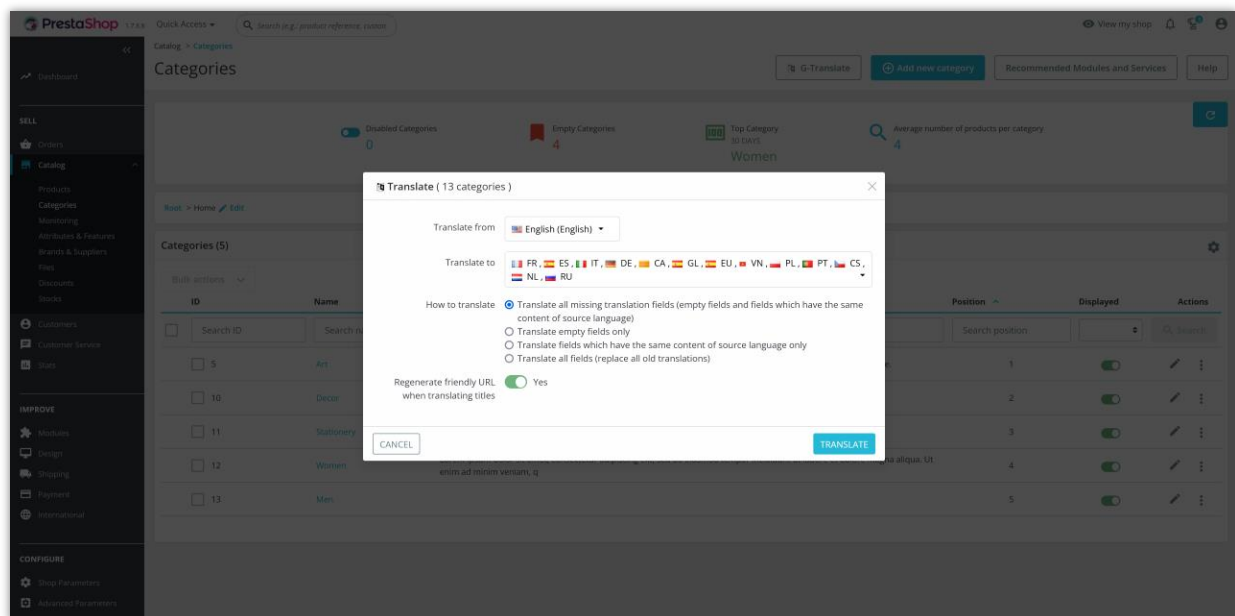


2. Product category translation

From **Categories** listing page, you can run the quick category translation by selecting the categories you want to translate then click on **“Translate”** button.



Similar to product translation, a popup will appear and display your defined translate configurations. You can modify translation settings before running translation process.



❖ Translate a specific category

Free Translate & AI Content Generator also enables you to translate a specific category. You simply need to open the category editing page and click on “Translate” icon where you want to translate its content.

Category

Translate

* Name

Cross-selling & Product bundles

Invalid characters: <>=#[]

Displayed

NOYES

If you want a category to appear in the menu of your shop, go to [Modules > Module Manager](#) and configure your menu module.

Parent category

Expand

Home

Description

EnFrEsItEl

<>A B I U Paragraph

Lorem ipsum dolor sit amet, consectetur adipiscing elit, sed do eiusmod tempor incididunt ut labore et dolore magna aliqua. Quis hendrerit dolor magna eget est lorem ipsum dolor. Aenean pharetra magna ac placerat vestibulum lectus. Quis hendrerit dolor magna eget est lorem ipsum dolor sit. Augue ut lectus arcu bibendum at varius vel pharetra. In nibh mauris cursus mattis. Habitasse platea dictumst quisque sagittis purus sit. Dictumst quisque sagittis purus sit amet. Tellus in hac habitasse platea dictumst vestibulum rhoncus. Ultrices gravida dictum fuses ut placerat orci.

Invalid characters: <>=#[]586 of 21844 characters allowed

Category cover image

Choose file(s)

Browse

This is the main image for your category, displayed in the category page. The category description will overlap this image and appear in its top-left corner.

Category thumbnail

Choose file(s)

Browse

Displays a small image in the parent category's page, if the theme allows it.

Menu thumbnails

Choose file(s)

Browse

The category thumbnail appears in the menu as a small image representing the category, if the theme allows it.

SEO preview

A sample meta title for this product category

http://localhost/prestashop_1.7/en/10-cross-selling-product-bundles*

A sample description. Lorem ipsum dolor sit amet, consectetur adipiscing elit, sed do eiusmod tempor incididunt ut labore et dolore magna aliqua. Ut e...

Here is a preview of how your page will appear in search engine results.

Translate category meta elements

Meta title

A sample meta title for this product category

46 of 70 characters used (recommended)

Meta description

A sample description. Lorem ipsum dolor sit amet, consectetur adipiscing elit, sed do eiusmod tempor incididunt ut labore et dolore magna aliqua. Ut enim ad minim veniam, quis nostrud exercitation ullamco laboris nisi ut aliquip ex ea commodo consequat.

253 of 160 characters used (recommended)

Meta keywords

keyword1keyword2

Add tag

To add tags, click in the field, write something, and then press the "Enter" key. Invalid characters: <>=#[]

* Friendly URL

cross-selling-product-bundles

Only letters, numbers, underscore (_) and the minus (-) character are allowed.

* Group access

Select all

Visitor

Guest

Customer

Default level

Mark all of the customer groups which you would like to have access to this category.

You now have three default customer groups.

Visitor

Guest

Customer

3. Brand and Supplier translation

From **Brands** and **Suppliers** listing page, you can translate all available brands and suppliers by clicking on “Translate” button.

The screenshot shows the 'Brands' management interface. At the top, there's a search bar and navigation links. Below the 'Brands' tab, there's a table with 2 brands. A yellow callout points to a 'Translate' button in the top right corner of the table. Below the brands table, there's an 'Addresses' section with a table showing 2 addresses. A yellow callout points to a 'Translate' button in the top right corner of the addresses table.

ID	Logo	Name	Addresses	Products	Enabled	Actions
2		Graphic Corner	--	9	✓	
1		Studio Design	1	9	✓	

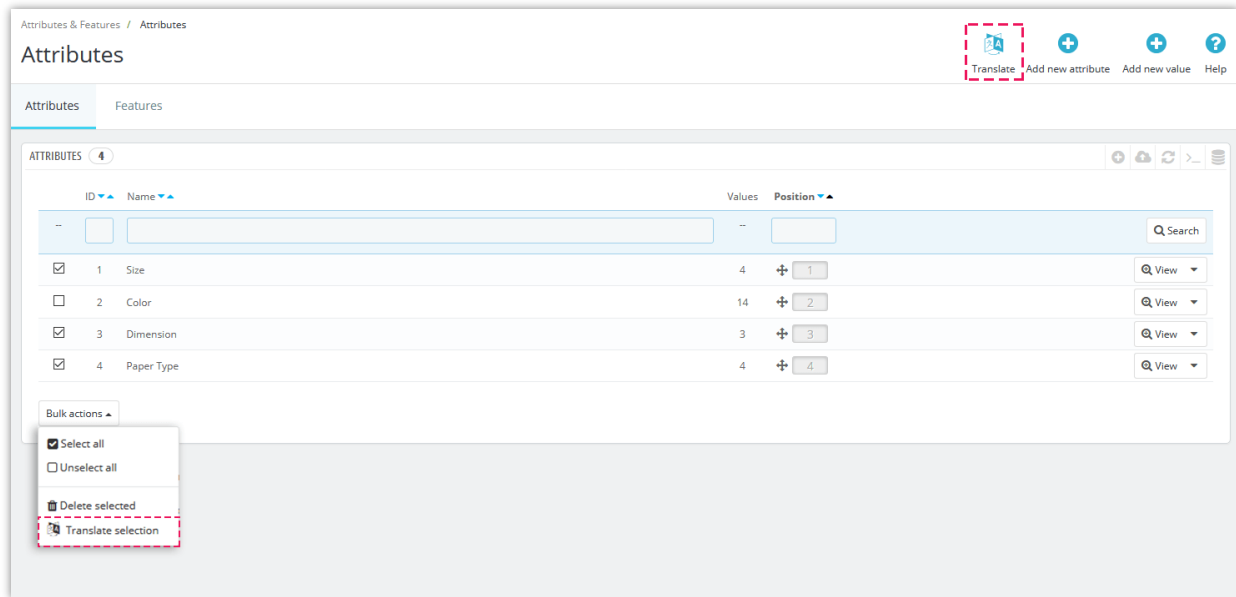
ID	Brand	First name	Last name	Zip/Postal code	City	Country	Actions
4	Studio Design	manufacturer	manufacturer	10154	New York	United States	
3	--	supplier	supplier	10153	New York	United States	

The screenshot shows the 'Suppliers' management interface. At the top, there's a search bar and navigation links. Below the 'Suppliers' tab, there's a table with 3 suppliers. A yellow callout points to a 'Translate' button in the top right corner of the table.

ID	Logo	Name	Number of products	Enabled	Actions
3		Caroline Boutique	0	✓	
2		J. Smith Handcraft	0	✓	
1		Sophia Beauty Salon	0	✓	

4. Attributes and Features translation

From **Attributes and Features** listing page, you can translate all available attributes and features by clicking on “Translate” button or translate each specific item.



VI. PAGE TRANSLATION

Free Translate & AI Content Generator enables you to translate all CMS page categories and CMS page. Click on “Translate” button to start the translation process.

Design / Pages

Translate category pages
Translate pages

Add new page category

Add new page

Recommended Modules

Help

Home

Categories (2)

Bulk actions

☐ Select all

ID	Name	Description	Position ^	Displayed	Actions
<input type="text" value="ID"/>	<input type="text" value="Name"/>	<input type="text" value="Description"/>	<input type="text" value="Position"/>	<input type="text" value="÷"/>	<input type="button" value="Search"/>
<input type="checkbox"/> 2	Events		1	✓	
<input type="checkbox"/> 3	Campaign news		2	✓	

Pages in category "Home" (5)

Bulk actions

☐ Select all

ID	URL	Title	Meta title	Position ^	Displayed	Actions
<input type="text" value="ID"/>	<input type="text" value="URL"/>	<input type="text" value="Title"/>	<input type="text" value="Meta title"/>	<input type="text" value="Position"/>	<input type="text" value="÷"/>	<input type="button" value="Search"/>
<input type="checkbox"/> 1	delivery	Delivery		1	✓	
<input type="checkbox"/> 2	legal-notice	Legal Notice		2	✓	
<input type="checkbox"/> 3	terms-and-conditions-of-use	Terms and conditions of use		3	✓	
<input type="checkbox"/> 4	about-us	About us		4	✓	
<input type="checkbox"/> 5	secure-payment	Secure payment		5	✓	

You can also translate a specific CMS page. Click “Edit” a page you want to translate then click on “Translate” icon where you want to translate its content.

Quick Access ▾ Search (e.g.: product reference, customs)

Design / Pages

Pages

Recommended Modules Help

Page

Page category

Expand

Home

* Title

Delivery

en

Used in the h1 page tag, and as the default title tag value. Invalid characters: <=>{}.

SEO preview

Delivery

http://localhost/prestashop_1.7/en/content/1-delivery

Our terms and conditions of delivery

Here is a preview of how your page will appear in search engine results.

Meta title

en

Used to override the title tag value. If left blank, the default title value is used. Invalid characters: <=>{}.

Meta description

Our terms and conditions of delivery

en

Invalid characters: <=>{}.

Meta keywords

conditions delivery delay shipment pack Add tag

en

To add tags, click in the field, write something, and then press the "Enter" key. Invalid characters: <=>{}.

* Friendly URL

delivery

en

Only letters and the hyphen (-) character are allowed.

Page content

En Fr Es It El

<> A B I U Header 2 ▾

Shipments and returns

Your pack shipment

Packages are generally dispatched within 2 days after receipt of payment and are shipped via UPS with tracking and drop-off without signature. If you prefer delivery by UPS Extra with required signature, an additional cost will be applied, so please contact us before choosing this method. Whichever shipment choice you make, we will provide you with a link to track your package online.

Shipping fees include handling and packing fees as well as postage costs. Handling fees are fixed, whereas transport fees vary according to total weight of the shipment. We advise you to group your items in one order. We cannot group two distinct orders placed separately, and shipping fees will apply to each of them. Your package will be dispatched at your own risk, but special care is taken to protect fragile objects.

Boxes are amply sized and your items are well-protected.

904 of 21844 characters allowed

Indexation by search engines

NO YES

Displayed

NO YES

Cancel

Save and preview Save

Translate

Translate page title

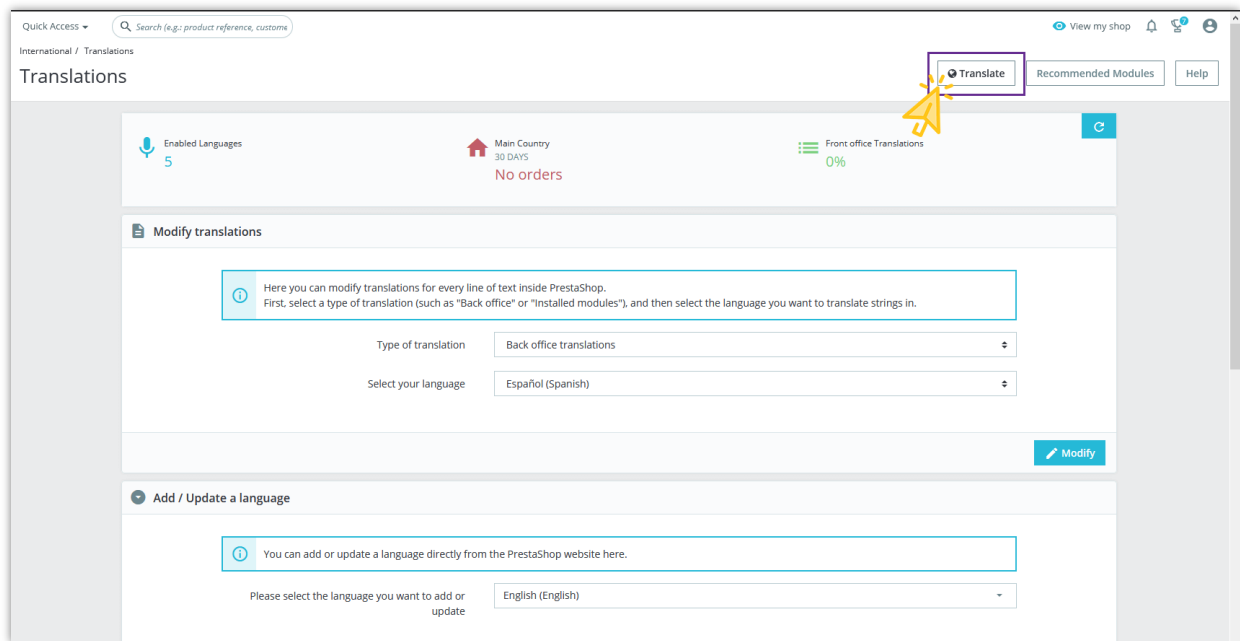
Translate meta elements

Translate page content

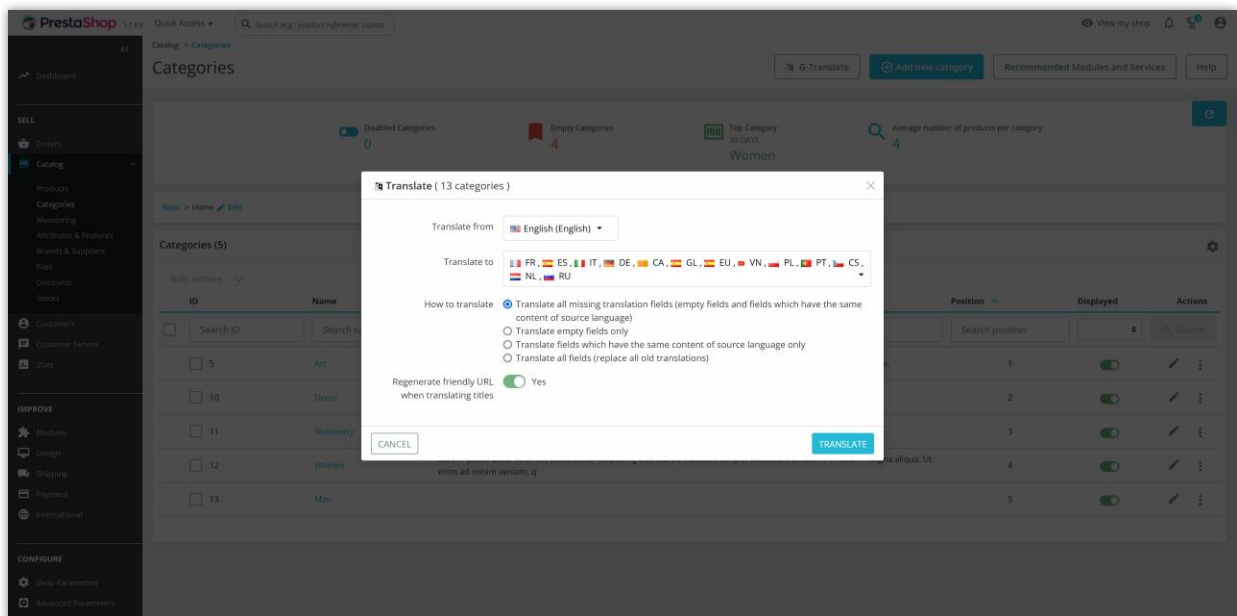
VII. INTERNATIONAL TRANSLATION

Free Translate & AI Content Generator offers you a comprehensive translate tool which allows you to translate your **back office, themes, installed modules, emails** and **other items** with Google translate API.

Navigate to **International > Translations** page. Click on “Translate” button at the top – right corner.

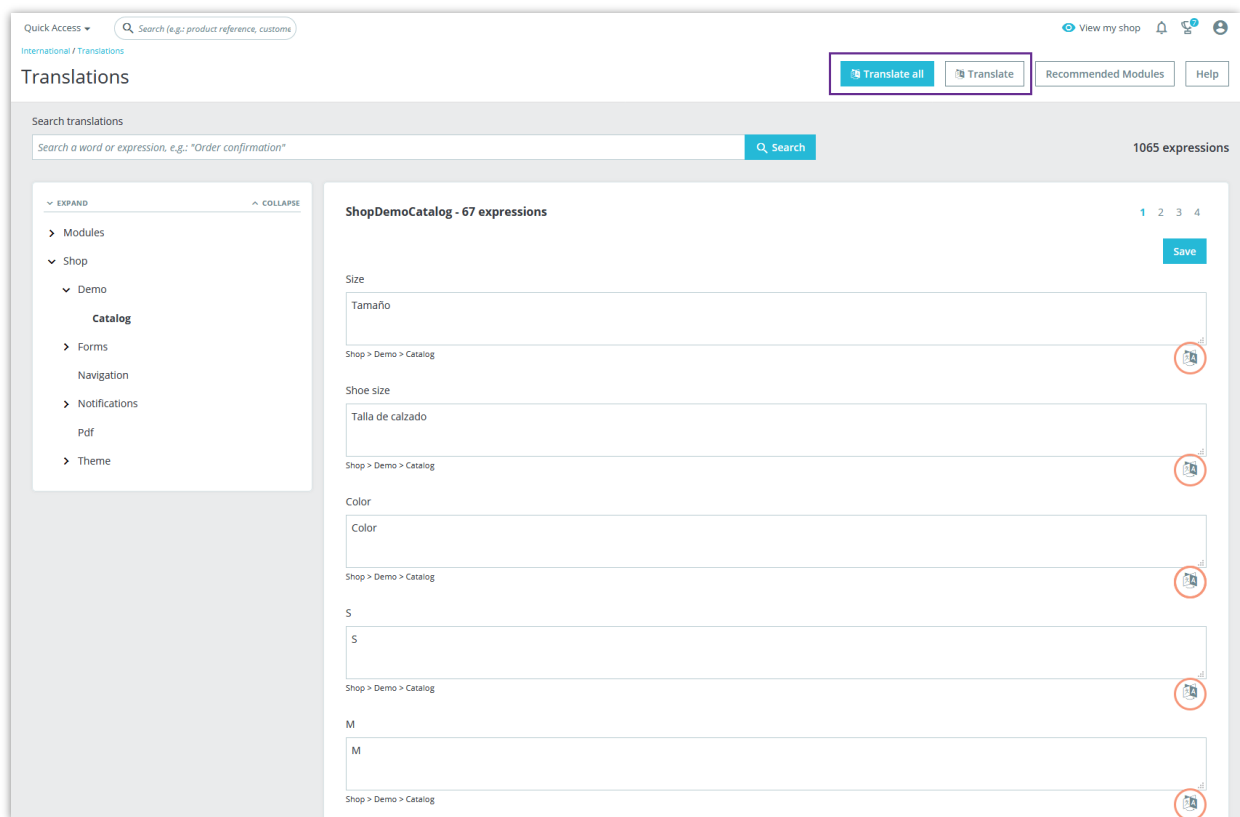
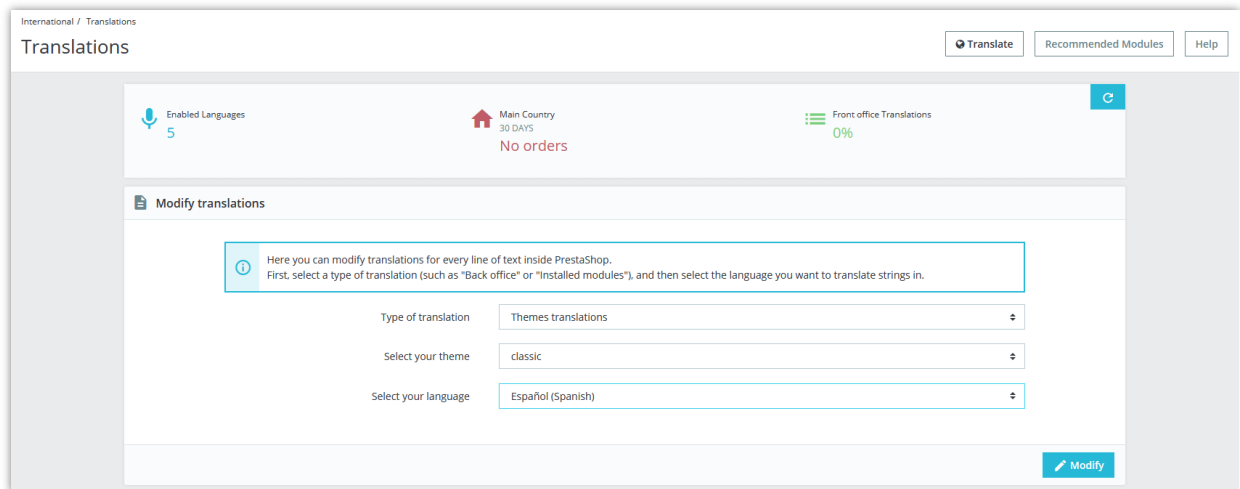


Select items you want to translate and modify the translation settings as you want, then click “Translate” to start translation process.



Or if you want to translate a specific item, **Free Translate & AI Content Generator** also supports you to translate each component or the whole item smoothly.

Below are example screenshots when we translate the “classic” theme of PrestaShop 1.7:

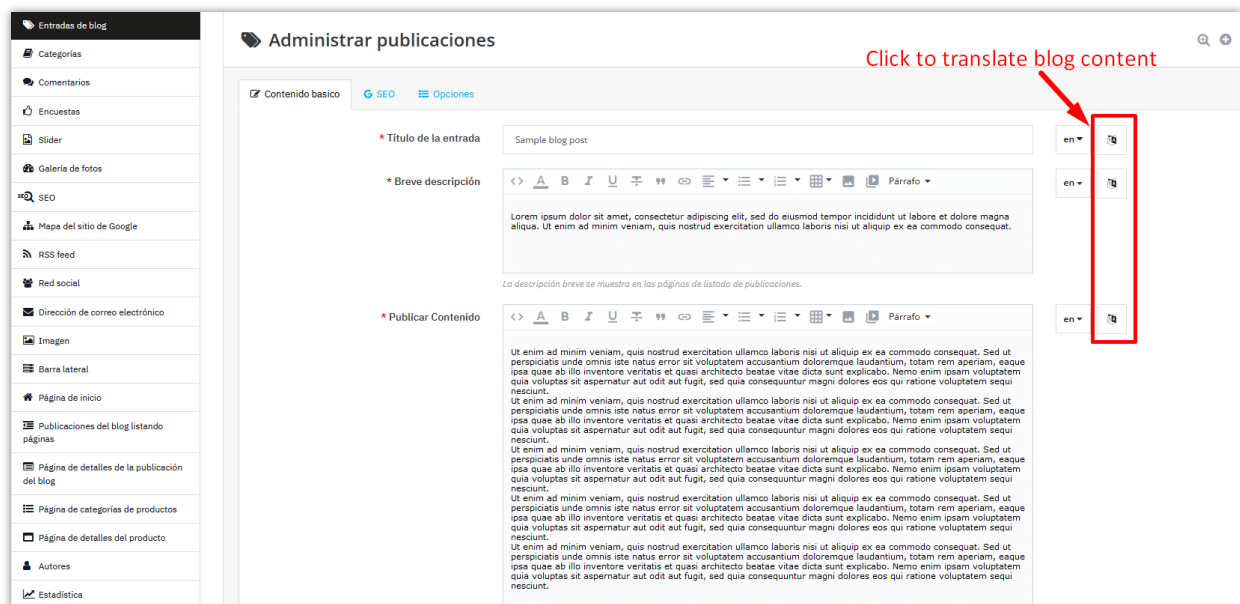


VIII. COMPATIBILITY WITH PRESTAHERO MODULES

The Free Translate & AI Content Generator module is designed to be compatible with various PrestaHero modules, enhancing its functionality across different parts of your store. Below are the supported modules and how this integration works:

1. Compatibility with “Blog” module

Easily translate the content of your blog posts into over 110 languages. This allows you to share your store's news, updates, and articles with a global audience, all while maintaining the accuracy and readability of the original content.



In addition to the post content, the module also allows for the translation of meta titles, meta descriptions, and meta keywords, ensuring that your blog is fully optimized for international SEO and accessible to a global audience.

Manage posts

Basic content | **SEO** | Options

Meta title
Sample meta title
Should contain your focus keyword and be attractive

Meta description
Sample post meta description
Should contain your focus keyword and be attractive. Meta description should be less than 300 characters.

Meta keywords
Lorem minim Add tag
Enter your focus keywords and minor keywords

*** Url alias**
sample-post1
Should be as short as possible and contain your focus keyword. View post

en en en en

Back Translate Save

Click to translate

2. Compatibility with “Trusted Reviews” module

Automatically translate customer reviews on your store, making it easier for potential buyers from different regions to understand feedback from other customers. This improves transparency and helps boost customer trust in your store.

Search

ATING

views & Rat

ngs 1

Review

It's bette

Settings

bus


ved


0


Edit review #1 - Product: The best is yet to come' Framed poster

Customer name * Iris Bui


Email youremail@gmail.com


Rating Quality : ★★★★★ 

Title * Good product! en 


Review content * It's better than I expected. Highly recommend! en 

Maximum length: 65535 characters

Date * 2024-09-06 09:26:46 

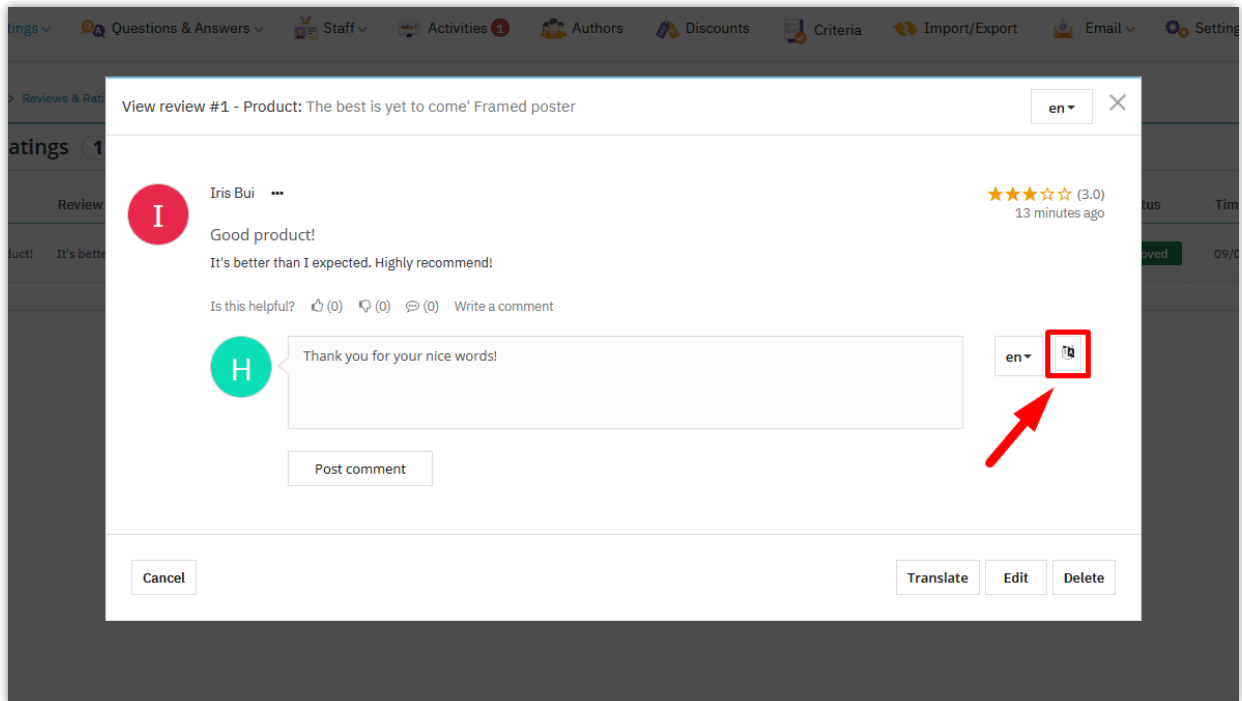
Country -- 

Verified purchase ☒ Auto ☐ Yes ☐ No

Review status Approved 

Cancel Translate Save

Additionally, the module supports translating your replies to customer reviews, comments, and questions, ensuring clear communication across all languages.



3. Compatibility with “Mega Menu Pro” module

Translate the text content within your mega menu, including menu items, menu tabs, and any other textual elements. This ensures that customers from different regions can easily navigate your store in their preferred language.

arch

Configure

Back

MEDIA

✕

Edit menu

Direction

Horizontal

▼

Menu link type


Home

▼


* Title

HOME

en ▼





Menu icon font

 Browse icon

Use font awesome class. Eg: fa-bars, fa-plus, ...

Menu icon image



 Add file

Accepted formats: jpg, jpeg, png, gif. Limit 8Mb. Recommended size:20 x 20

Submenu alignment

Auto

▼

* Sub menu width


100%

Use "px" or "%" or "vw". Eg: "100%" or "100px" or "80vw"

Custom class

Bubble alert text

en ▼



New, Sale, Hot... Leave blank if you do not want to have a bubble alert for this menu

Click to translate title

Click to translate text field

Translate

Save

Add block

Block type: Products

*Title: Product 1 en

Title link: en

Leave blank if you do not want to add a link to block title

Product type:

- ☐ New products
- ☐ Popular products
- ☐ Special products
- ☐ Best sellers
- ☒ Specific products

*Search products: Search product by ID, name or reference

Hummingbird printed t-shirt Size-S, Color-Black
 £19.12 ~~£28.68~~ -20%

Enable product description: ☒ Yes

Enable count down clock: ☐ No

Display title: ☒ Yes

Enabled: ☒ Yes

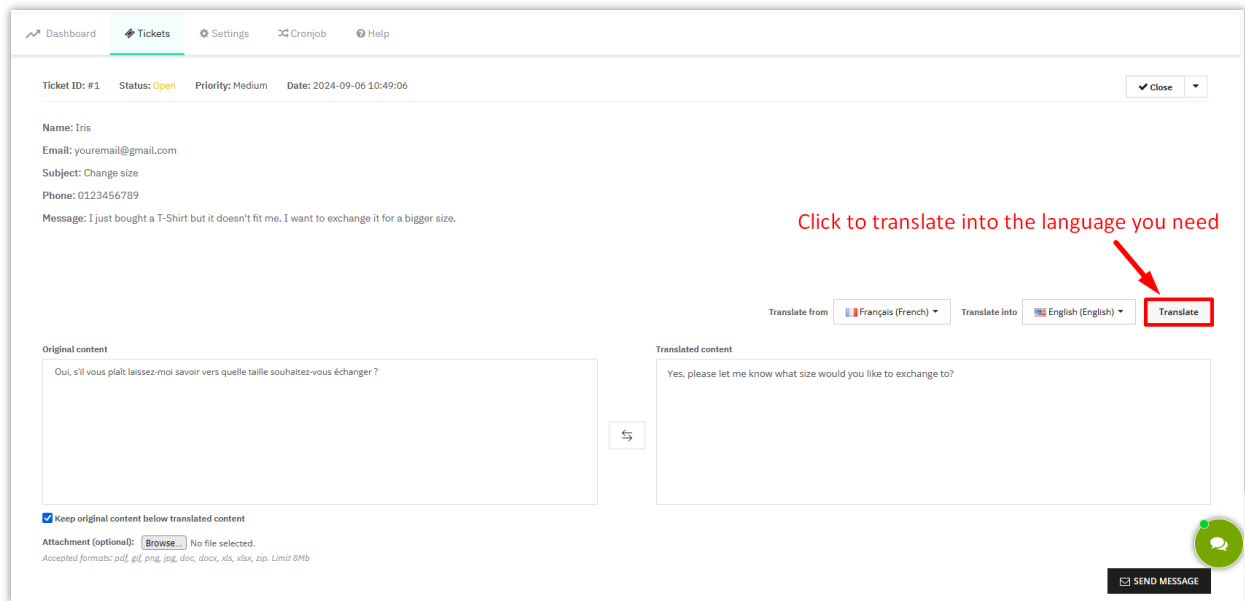
Translate Save

4. Compatibility with “Live Chat, Contact Form, and Ticketing System” module

Easily translate your replies to customer support tickets. When a customer submits a support ticket, administrators can write their response in their own language, then use the module to translate it.

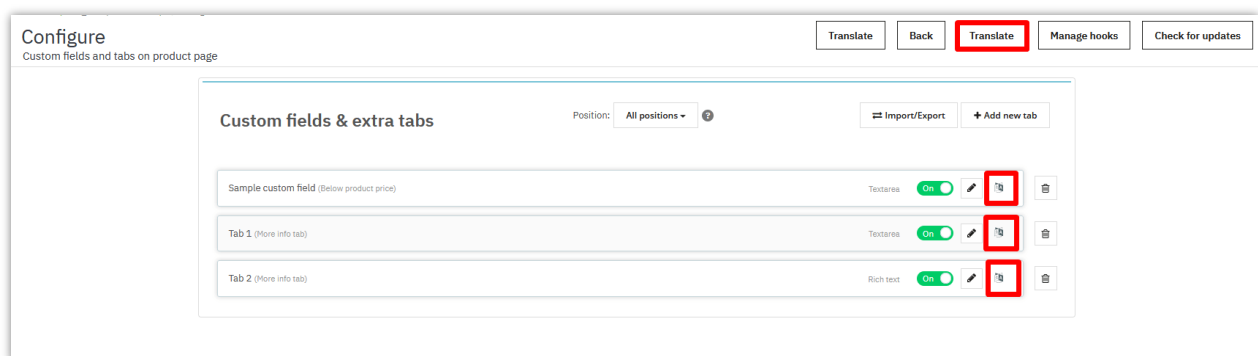
Simply select the source language (the language of the response) in the "**Translate from**" field, choose the target language (the customer's language) in the "**Translate into**" field, and click the "**Translate**" button. The reply will be automatically translated, ensuring

smooth and clear communication between your support team and customers no matter what language is being used.



5. Compatibility with “Custom fields & tabs on product page” module

Support for translating the content of any custom product fields added by this module. This ensures that all additional product information you provide is accessible to customers in their preferred language.



6. Compatibility with Promotion Pro module

Support for translating discount rule information and discount promotion ways from the **Promotion Pro** module developed by PrestaHero, allowing all promotion content to be shown in multiple languages.

The screenshot displays the PrestaShop 9.8.5 Configuration interface for the Promotion Pro module. The left sidebar contains navigation menus for 'WELCOME', 'SELL', 'IMPROVE', 'CONFIGURE', and 'PRODUCT REVIEWS'. The main content area is titled 'Configure' and 'Promotion Pro: Auto discounts, free ship, gifts, etc.'. It features a 'Back' button, a 'Translate' button, and a 'Manage hooks' button. The 'Add discount rule' section includes a progress bar with four steps: '1 Information', '2 Conditions', '3 Action', and '4 Promote'. The 'Rule information' section contains the following fields and options:

- Active:** A toggle switch set to 'Yes'.
- * Rule name:** A text input field containing 'Sample rule' with a language dropdown set to 'en'.
- Rule description:** A text input field containing 'This is a promotion rule' with a language dropdown set to 'en'.
- Available:** A date range selector with 'From' set to '2026-0' and 'To' set to an empty date field.
- Priority:** A text input field containing '1'. Below it, a note states: 'Discount rules are applied by priority. A rule with a priority of "1" will be processed before a rule with priority of "2".'
- Total available:** A text input field containing '1'. Below it, a note states: 'The discount rule will be able to use x time(s) only'.
- Total available for each user:** A text input field containing '1'. Below it, a note states: 'A customer will only be able to use the discount rule x time(s)'.
- Apply this rule together with other rules from PrestaShop:** A toggle switch set to 'No'.
- Apply this rule together with other rules from this module:** A toggle switch set to 'No'.

Access

Search

Debug

Configure

figure

Pro: Auto disc

count rules

count rule: Sa

Information

omote disc

ay to promote

Back

Back

Trans

Add promotion way

How to promote discount:

Display notification message

* Notification message

[rule_name]: buy more than \$50 to get free shipping

en

Countdown will be displayed in the center of the notification

Available tags: [rule_name] [discount_code] [from_date] [to_date] [from_datetime] [to_datetime] [value] [countdown]

* Display position

☐ Select/Unselect all

☐ Home page

☐ Left column: On the bottom of the left column

☐ Left column: On the top of the left column

☐ Right column: On the bottom of the right column

☐ Right column: On the top of the right column

☐ Checkout page: On top of the checkout page

☐ Checkout page: On the bottom of the checkout page

☐ Category page: On top of the header of product listing page

☐ Category page: Under the header of product listing page

☐ Category page: On the bottom of product category page

☐ Header: On the top navigation bar

☐ Footer: On top of Footer section

☐ Footer: On the bottom of Footer section

☐ Cart page: On the top of shopping cart detail on "Shopping cart" page

☐ Cart page: On the bottom of shopping cart detail

☐ Product page: Under the product description section

☐ Product page: On top of the product combination block

☐ Product page: On the bottom of the product combination block

☐ Product page: Under the "Customer reassurance" block

☐ Product page: Under the product thumbnail images on product detail page

☐ Product page: On bottom of "Social sharing" block on product detail page

☐ Product page: On top of "Product Comments" block on product detail page

Country

All countries

You can search and select multiple countries. Choose "All countries" to disable this filter.

Add promotion way

How to promote discount: Display highlight bar notificatic

* Content [rule_name]: buy more than \$50 to get free shipping en

Countdown will be displayed in the right of the highlight bar

Available tags: [rule_name] [discount_code] [from_date] [to_date] [from_datetime] [to_datetime] [value] [countdown]

Text color #31708f

Background color #d9edf7

Close button color #31708f

Country All countries

You can search and select multiple countries. Choose "All countries" to disable this filter.

Language All languages

You can search and select multiple languages. Choose "All languages" to disable this filter.

Cancel Translate Save

IX. THANK YOU

Thank you again for purchasing our product and going through this documentation. We hope this document is helpful and efficient in the installation and usage of **Free Translate & AI Content Generator** module. If you do have any questions for which the answer is not available in this document, please feel free to contact us.