



PRODUCT NOTE

Add and display notes about some specific information of products on the product detail page.

A product of ETS-Soft

CONTENTS

I. INTRODUCTION	3
II. INSTALLATION	3
III. CONFIGURATION	3
1. Add a new product note	3
2. General settings	7
IV. THANK YOU	8

I. INTRODUCTION

Product Note is a free PrestaShop product note module that allows you to add and display notes about some specific information of products on the product detail page.

***Product Note** is compatible with PrestaShop 1.7.x

II. INSTALLATION

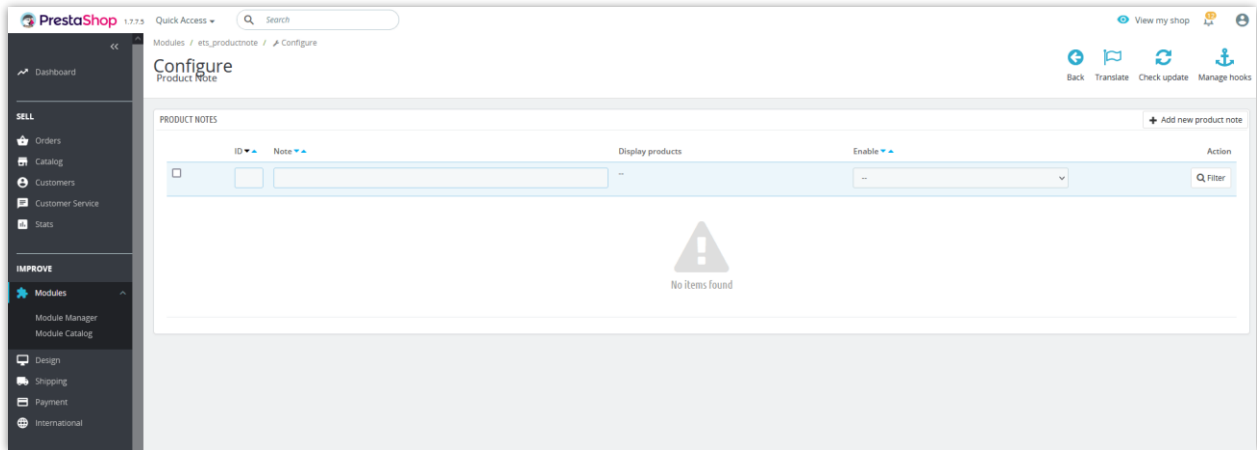
- Navigate to "**Modules / Modules Manager**" > click on "**Upload a module / Select file**".
- Select the module file "**ets_productnote.zip**" from your computer then click on "**Open**" to install.
- Click on "**Configure**" button of the module you just installed to open the module's configuration page.

III. CONFIGURATION

1. Add a new product note

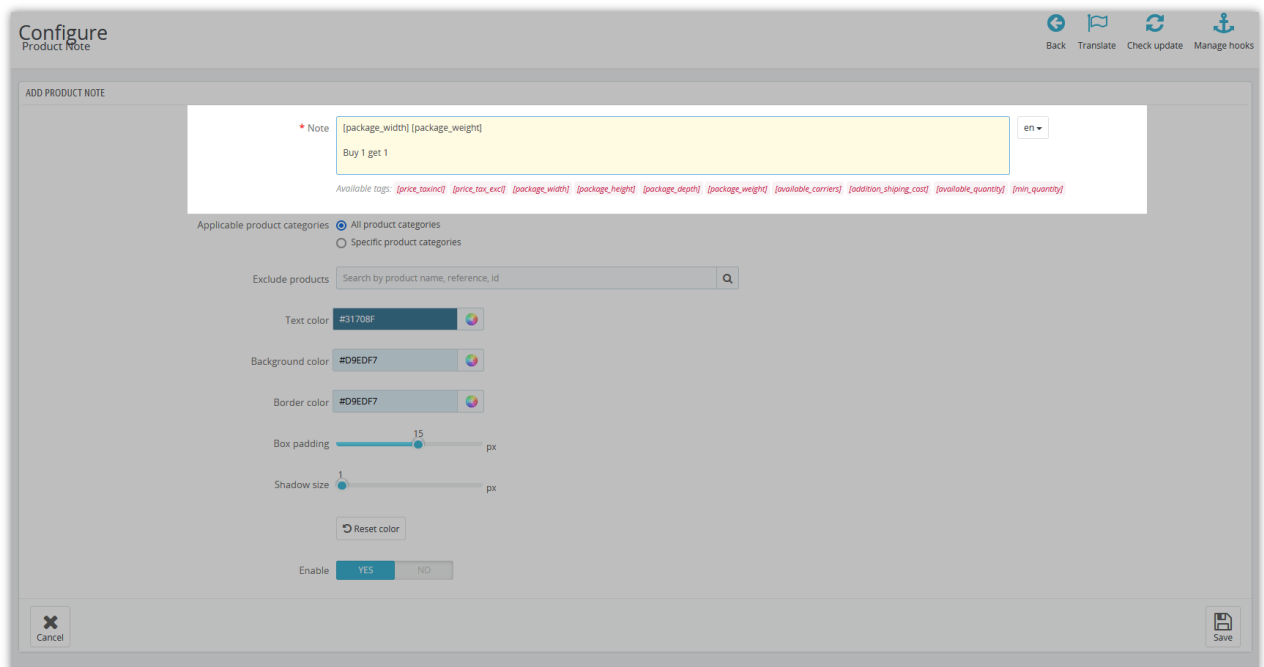
From your installed module list (located at "**Modules/Module Manager**"), find "**Product Note**" then click on "**Configure**" button to open its configuration page.

Product Note module allows you to add an unlimited number of notes for products in your store. Clicking on the "**Add new product note**" to start adding a new one.

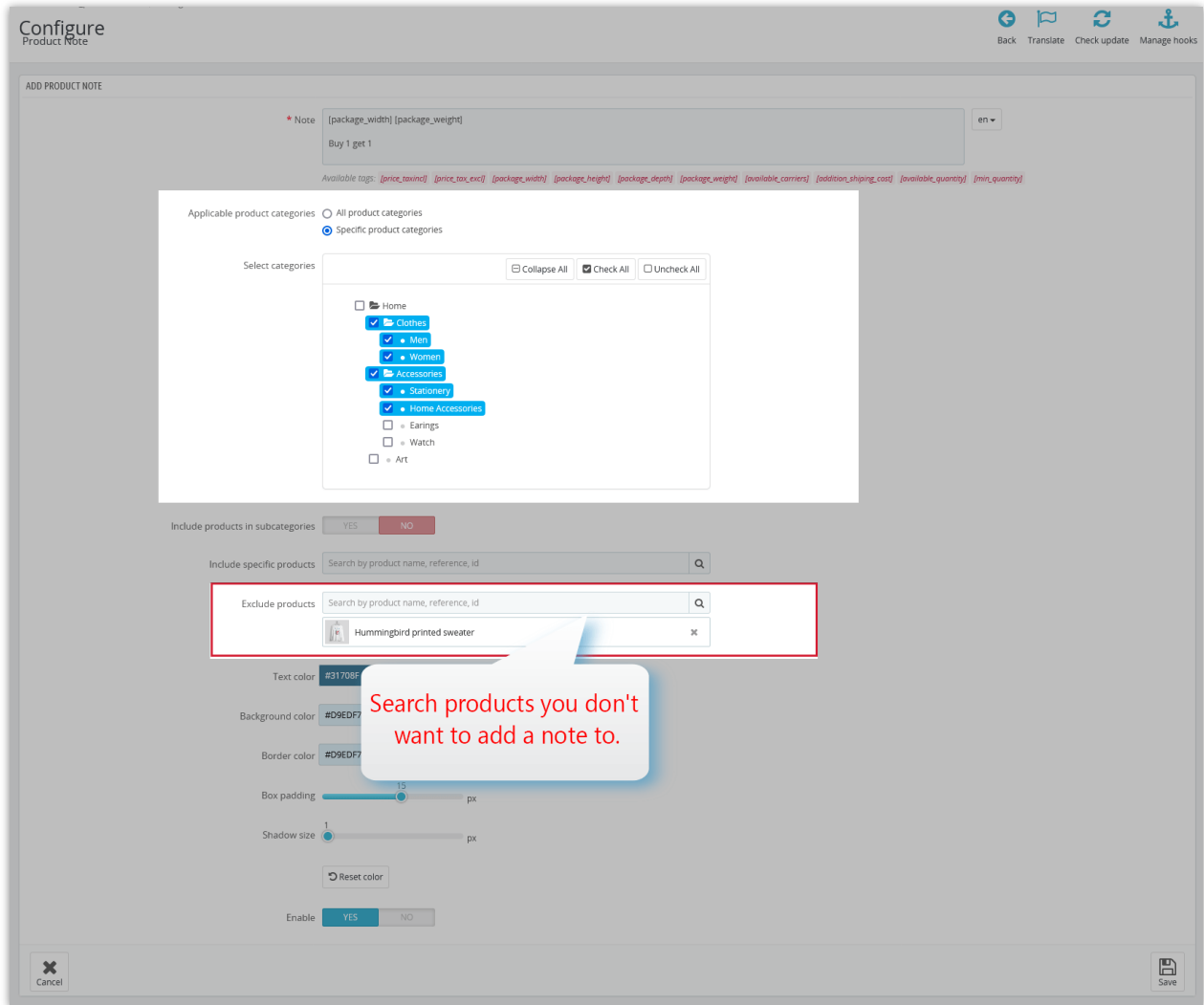


- Fill in the required information field: The module provides available tags that you can use to fill in the note, then the module will take the actual value of each product to display on the front office.

For example, with the same tag **[weight]**, product A with a weight of 1kg, product B weights 2kg, the module will update automatically and displayed the note in the product A detail page will be 1kg, in the product B detail page will be 2kg. In addition, you also can make note with any information you need.



- **Applicable product categories:** You can choose to apply a product note to all existing products in your store, or only apply to specific product categories. The module also allows you to exclude certain products not applied note by searching products in the **"Exclude products"** field.



- If you choose to apply a product note to specific product categories, you can enable **"Include products in subcategories"** if you want to apply this note to subcategories of the categories you choose.

Applicable product categories All product categories
 Specific product categories

Select categories Collapse All Check All Uncheck All

- Home
 - Clothes
 - Men
 - Women
 - Accessories
 - Stationery
 - Home Accessories
 - Earrings
 - Watch
 - Art

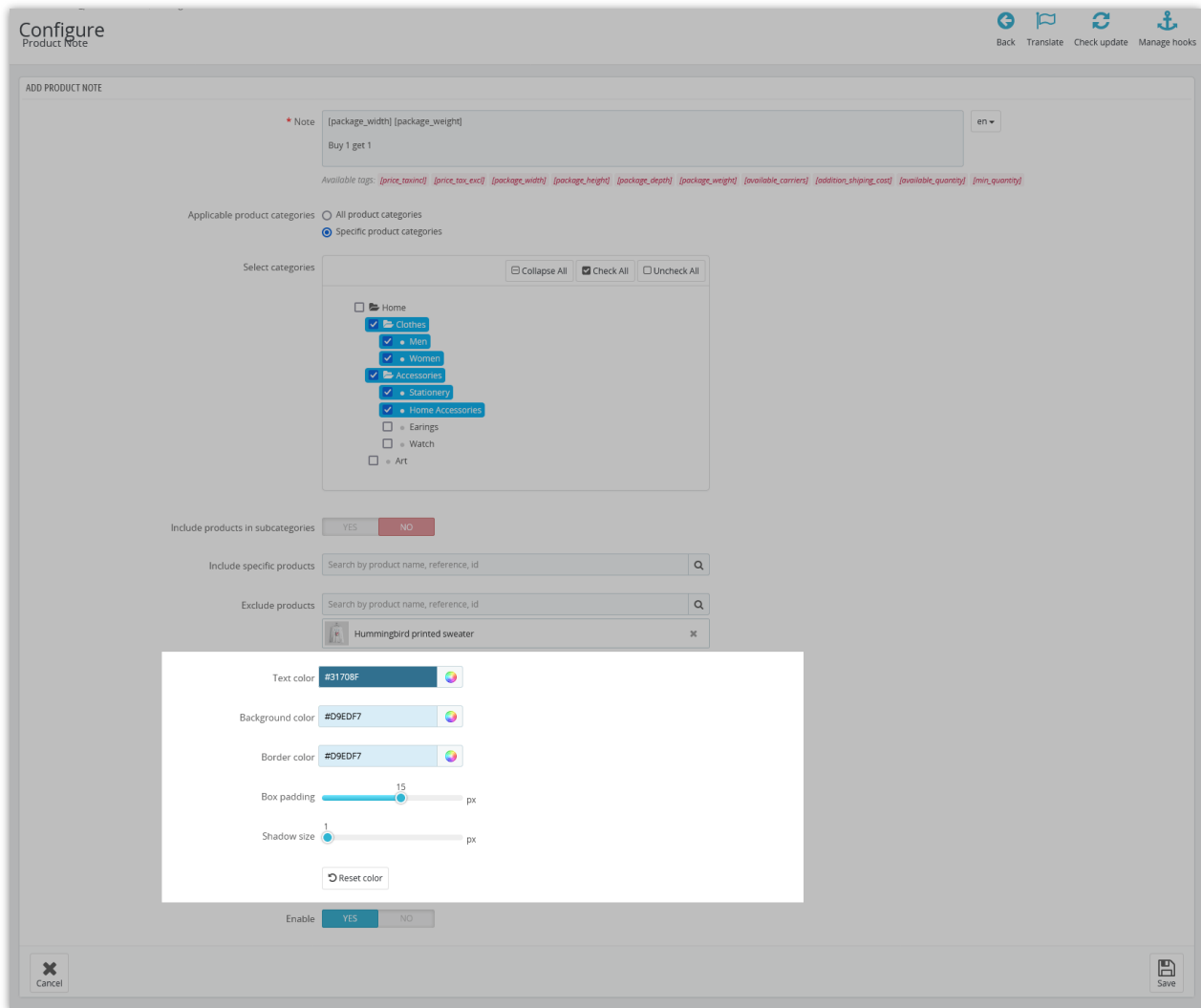
These subcategories are also applied to this note if you enable "Include products in subcategories".

Include products in subcategories

Include specific products

Exclude products

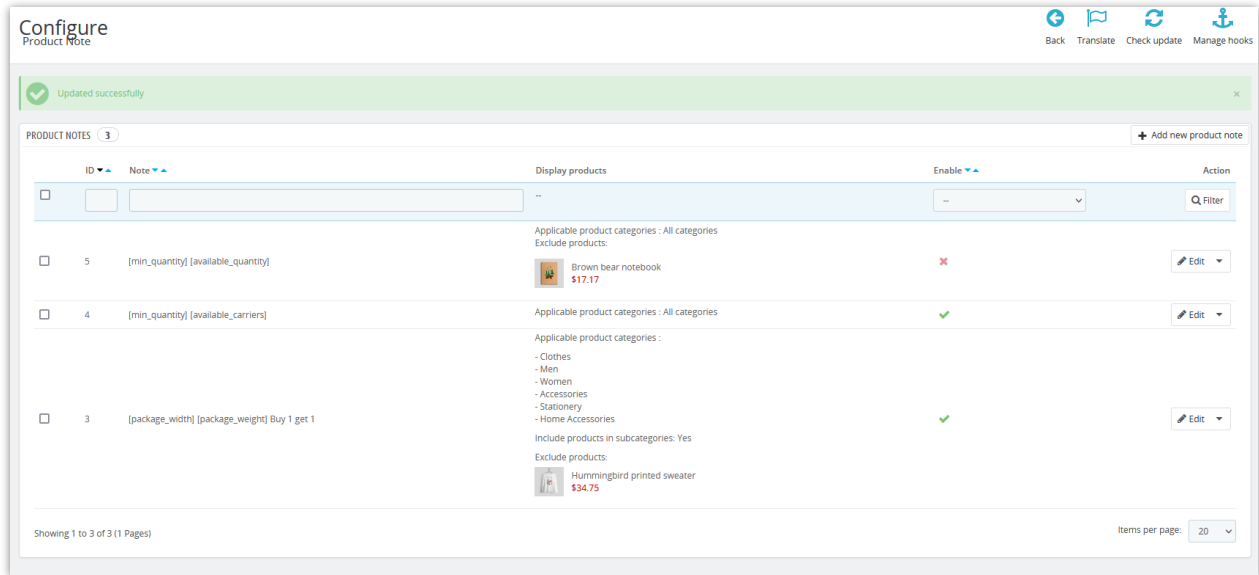
- **Include specific products:** You can also search for specific products in this field that do not belong in the categories you chose above to apply the note.
- The module allows you to freely customize the colors of elements in the product note such as text color, background color, border color, box padding, shadow size.



2. General settings

After adding some of the new product notes, we can search, quickly edit, manage them from the Product note list on the configuration page.

From there, you can easily search a product note by ID, name. Besides, you can also sort them from A-Z, from small to large or vice versa.



IV. THANK YOU

Thank you again for downloading our product and going through this documentation. We hope this document is helpful and efficient in the installation and usage of **Product Note** module. If you do have any questions for which the answer is not available in this document, please feel free to contact us.