



SHIPPING COST

Create shipping cost rules for orders: 50% off shipping from 3 items, free ship over \$3000, 10% increase if the order weight is over 10kg, etc. Encourage customers to buy more and adjust reasonable shipping costs.

A product of PrestaHero

Contents

I.	INTRODUCTION.....	3
II.	INSTALLATION	3
III.	SHIPPING COST RULES.....	3
	1. Information.....	4
	2. Conditions.....	5
	3. Action.....	12
	4. Promote.....	16
IV.	STATISTICS.....	25
V.	SETTINGS.....	26
VI.	THANK YOU.....	27

I. INTRODUCTION

Shipping Cost is a PrestaShop shipping cost module that allows you to create shipping cost rules for orders such as 50% off shipping from 3 items, free ship over \$3000, 10% increase if the order weight is over 10kg, etc. Thereby encourage customers to buy more products to get offers or create rules to adjust reasonable shipping costs.

**Shipping Cost is compatible with PrestaShop 1.7.x and PrestaShop 8.x*

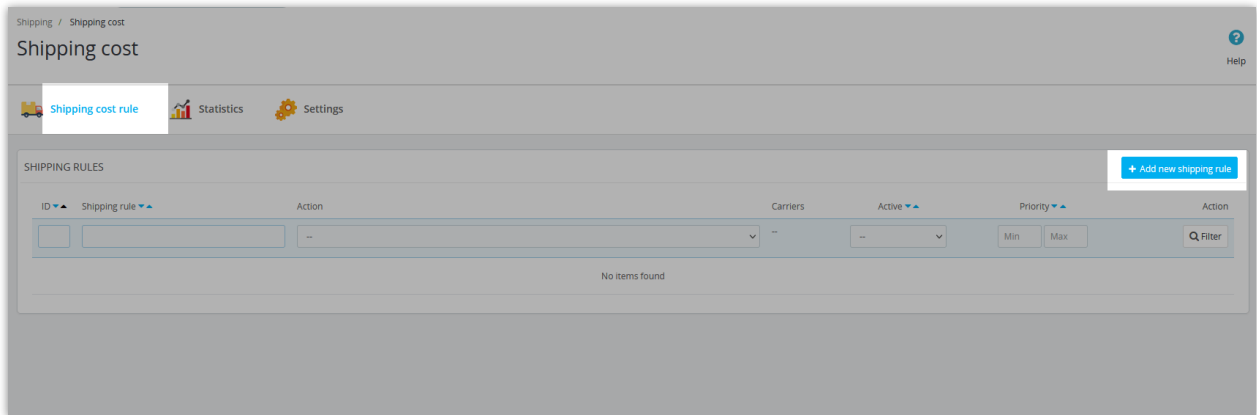
II. INSTALLATION

- Navigate to **“Modules / Modules Manager”** > click on **“Upload a module / Select file”**.
- Select the module file **“ets_shippingcost.zip”** from your computer then click on **“Open”** to install.
- Click on the **“Configure”** button of the module you just installed to open the module’s configuration page.

III. SHIPPING COST RULES

Shipping Cost module allows you to create any kinds of shipping cost rule you want to adjust the reasonable shipping cost for products or promotions such as *Free shipping, Free shipping for orders over \$3000, 30% off shipping from 2 or 3 items, or increase shipping fee* if the actual shipping cost is much higher than the default.

Open the **“Shipping cost rules”** page and click on the **“Add new shipping rule”** button to start adding a new shipping cost rule.



1. Information

In this step, you need to select and enter the general information in the required fields:

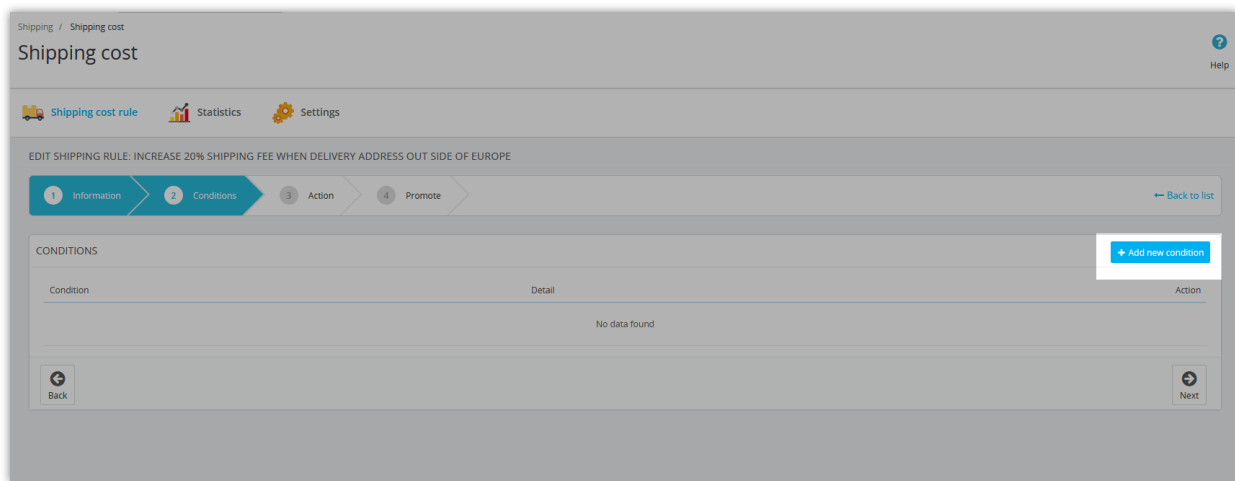
- **Active:** enable/disable this shipping cost rule.
- **Shipping rule and rule description:** enter shipping rule name and its description.
- **Priority:** shipping rules are applied by priority. A rule with a priority of "1" will be processed before a rule with priority of "2".
- **Apply to carriers:** select the carriers to which you want this rule to apply.

Click **“Save & Next”** to move to the next step.

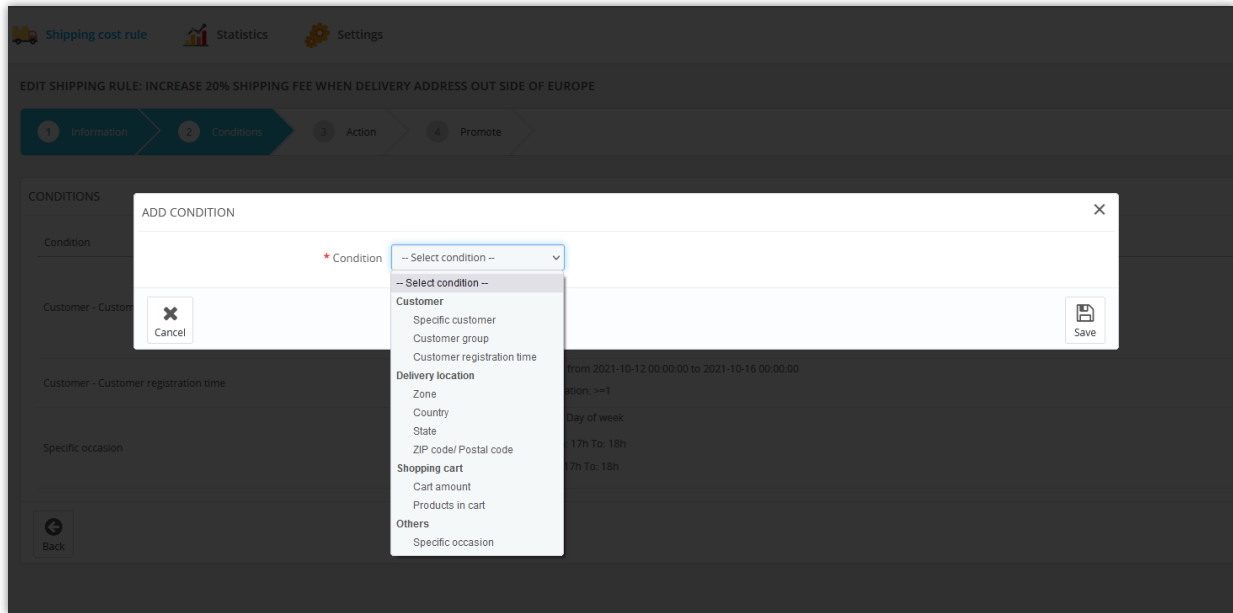
2. Conditions

The module provides a list of shipping cost conditions that you can add to each shipping cost rule: customer condition, delivery location condition, shopping cart condition, and specific occasion condition.

To add a new condition rule, click on **“Add new condition”** button.



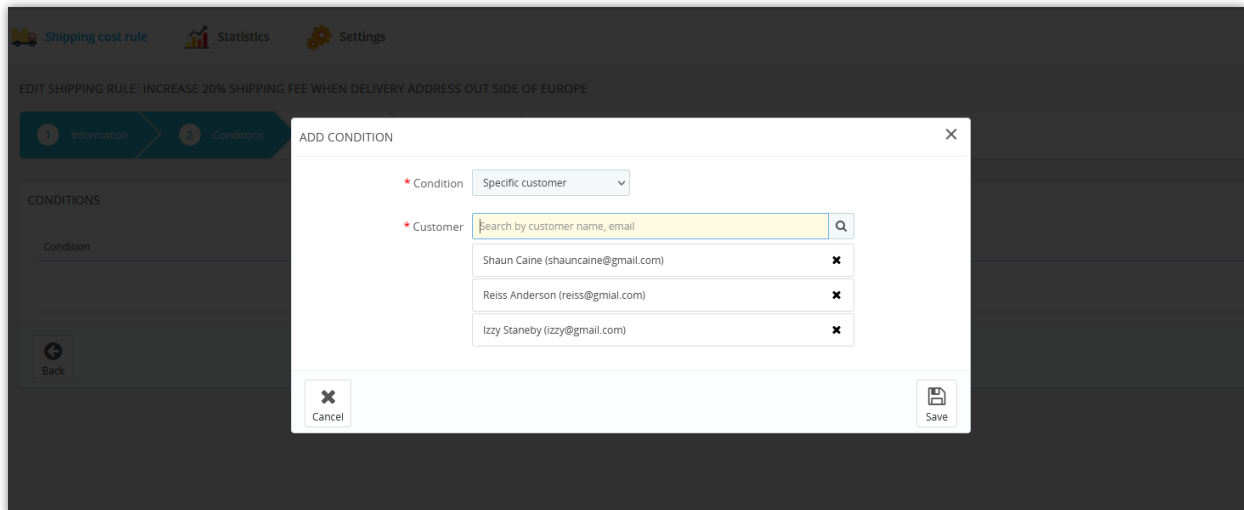
Select a condition type you want to add:



2.1. Specific customer

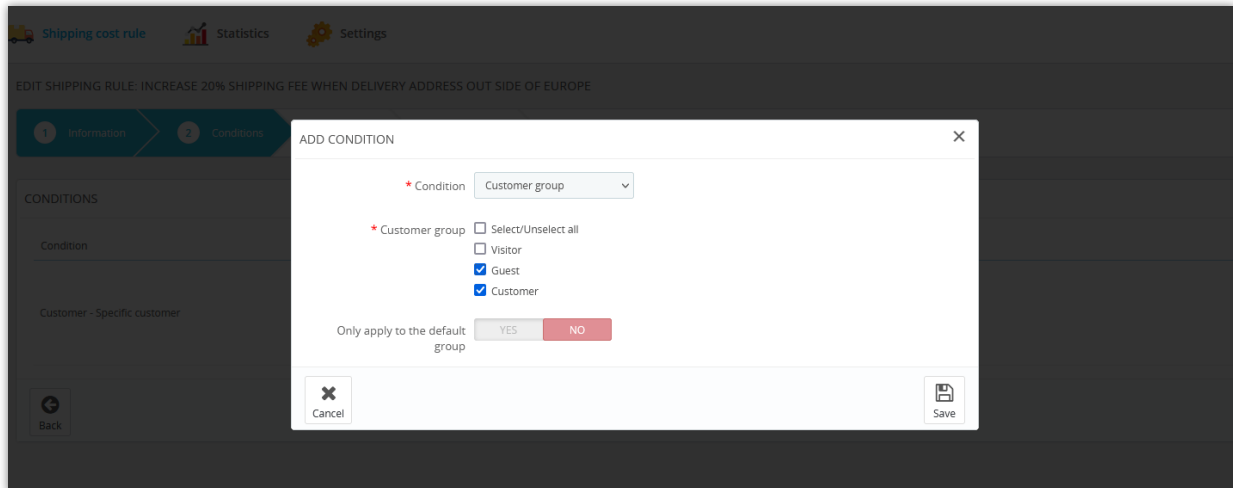
Select the specific customer(s) who can use this shipping cost rule by searching their name or email.

Click on the **“Save”** button to finish.



2.2. Customer group

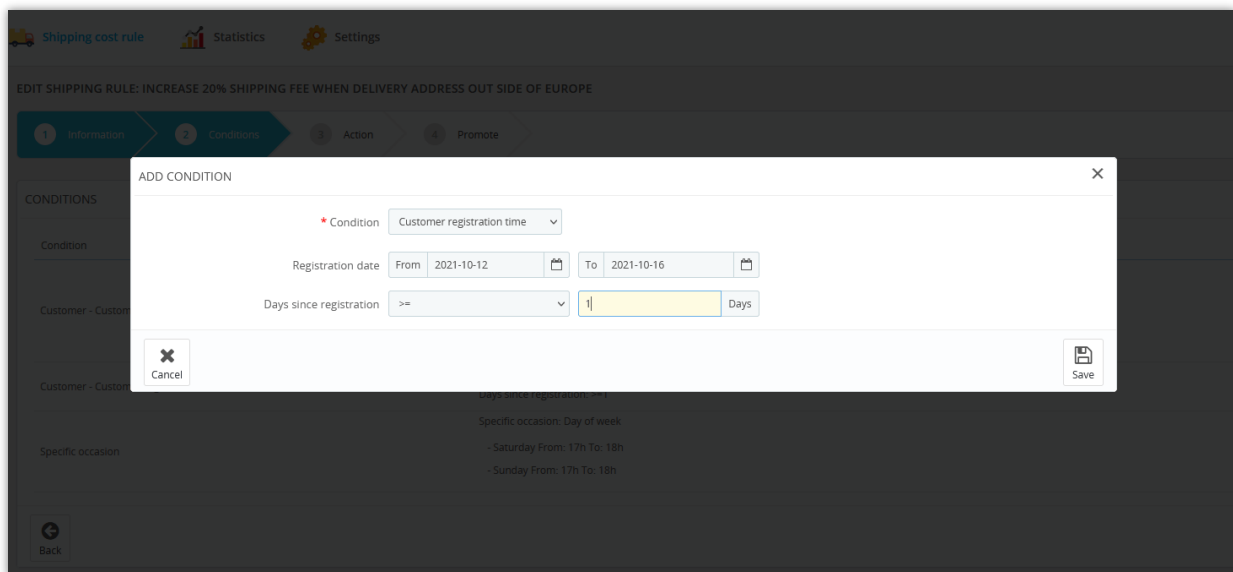
Select the customer group(s) that can use this shipping cost rule and **“Save”**.



2.3. Customer registration time

Fill in the necessary conditions that the customer needs to satisfy to be able to use this discount rule such as registration period, days since registration.

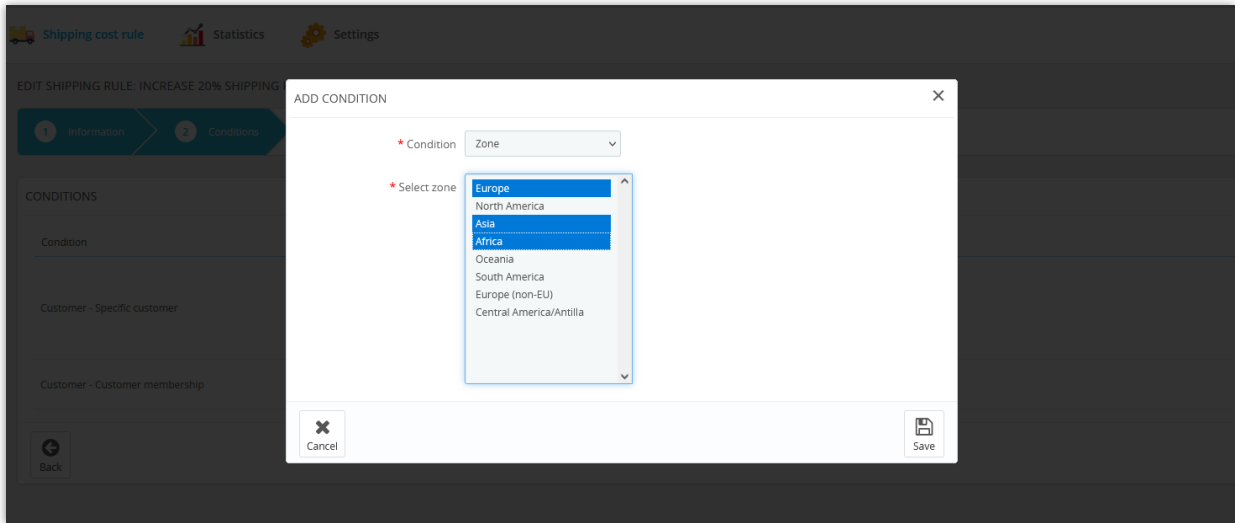
Click on the **“Save”** button to finish.



2.4. Zone

Select zone(s) where you want to apply this shipping cost rule. If you want to choose more than 1 zone, hold down the **“Ctrl”** key and click on the zones you want.

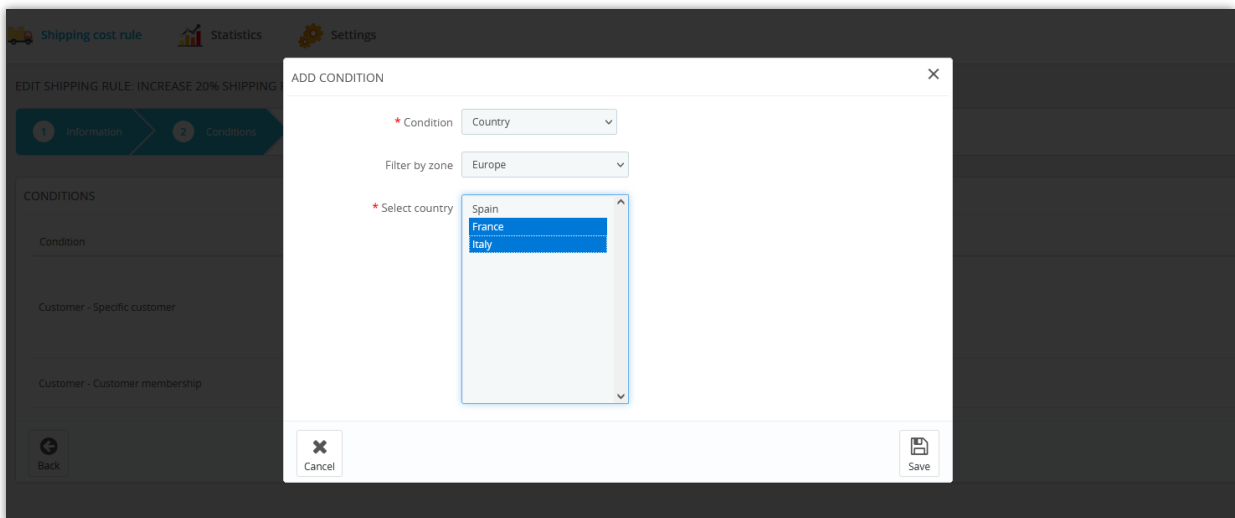
Click **“Save”** to finish.



2.5. Country

You can find and select the countries easier by filtering the zone first, then select the countries in the zone to which you want this shipping cost rule to apply (if you want to choose more than 1 country, hold down the **"Ctrl"** key and click on the countries you want).

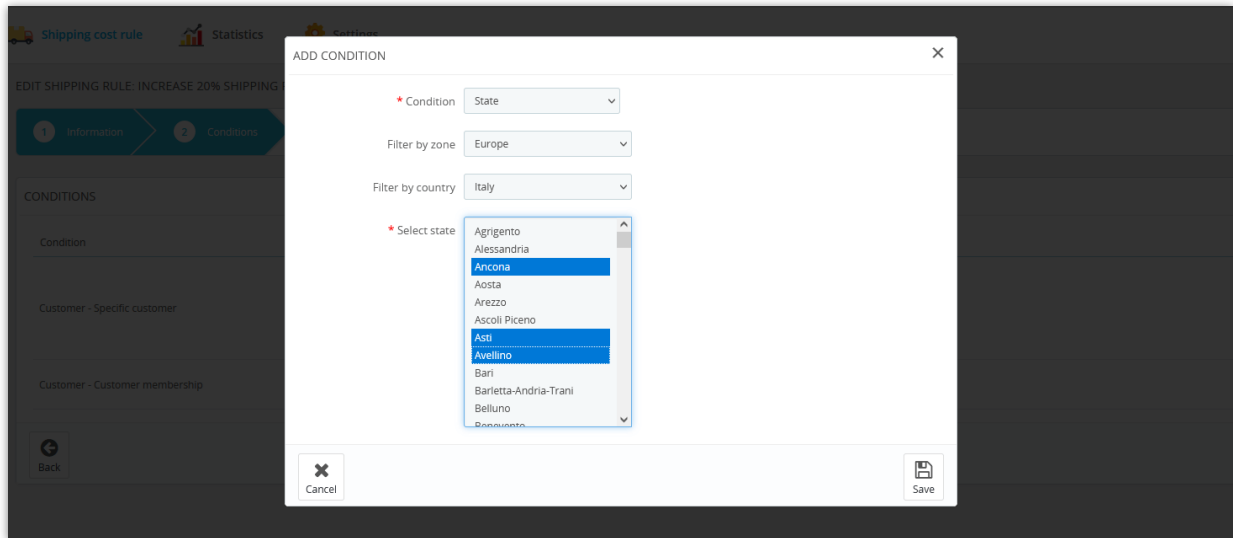
Click **"Save"** to finish.



2.6. State

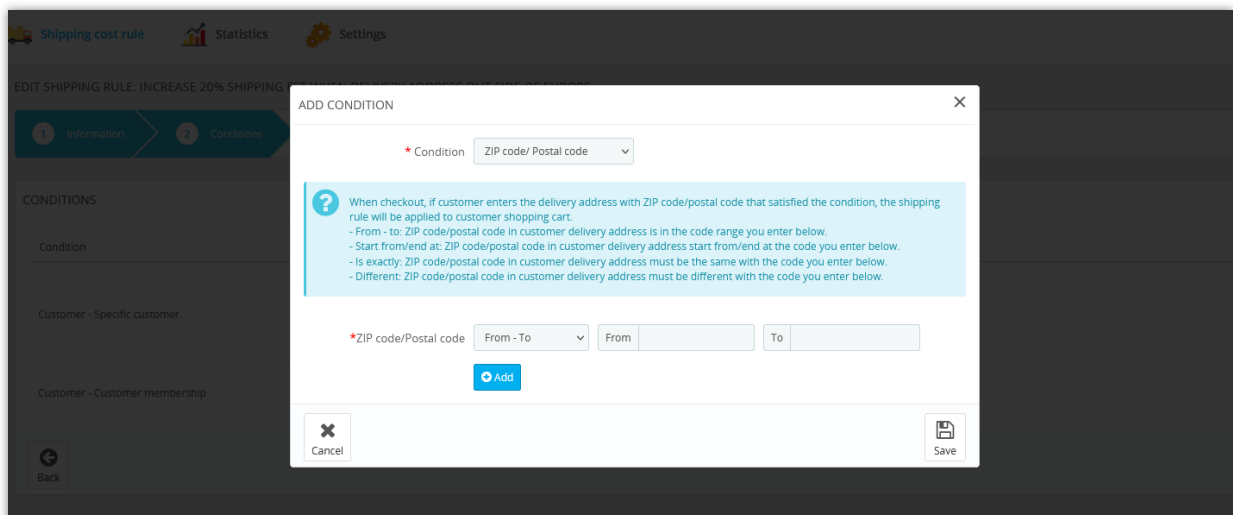
Choosing a state is the same, you filter the zone and country first, then select the state(s) to which you want this shipping cost rule to apply.

Click **“Save”** to finish.



2.7. Zip code/Postal code

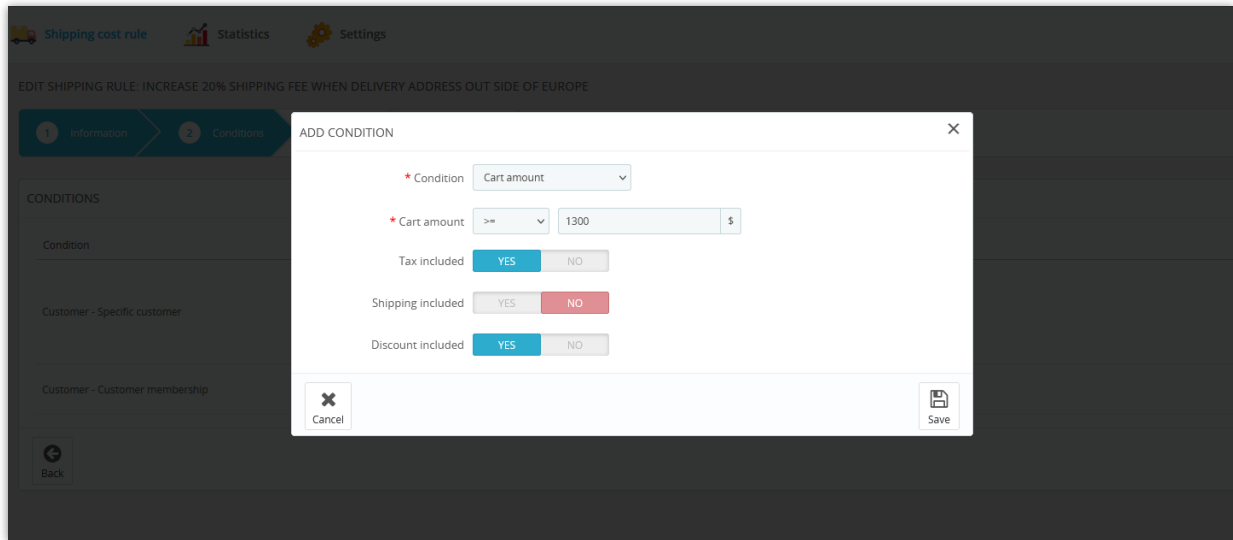
Read the detailed instructions in this section to set the right condition, you can also add the zip code/postal code conditions you want by clicking the **“Add”** button.



2.8. Cart amount

Customers with the total cart value satisfy this condition will be able to use the shipping cost rule.

Click **“Save”** to finish.



2.9. Products in cart

Customers with a shopping cart satisfy this condition will be able to use the shipping cost rule. You can open the **“Advanced settings”** section to specify more detailed conditions.

Click **“Save”** to finish.

The screenshot shows a 'Shipping cost' configuration page with an 'ADD CONDITION' modal open. The modal has a close button (X) in the top right corner. The main content is organized into sections:

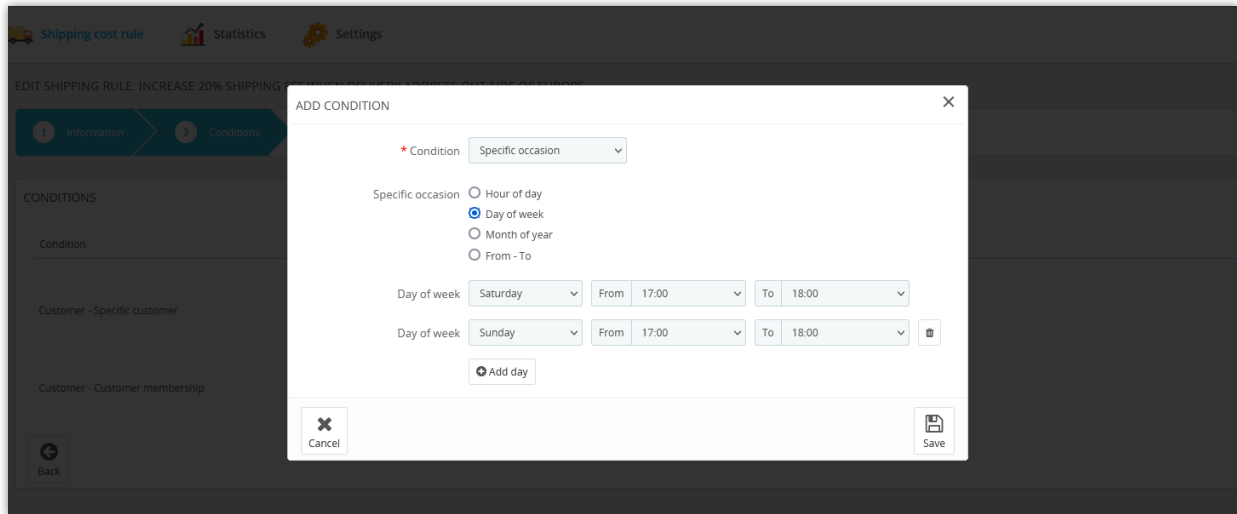
- * Condition:** A dropdown menu set to 'Products in cart'.
- Weight and Quantity Conditions:**
 - Total weight: >= 10 Kg
 - Total product quantity: >= 2
 - Purchased quantity of the same product: >=
 - Number of different products: >=
 - Number of products in the same category (Only apply for the default product category): >=
- Toggle Options:**
 - Apply for discounted products: YES (selected), NO
 - Product with different attributes are counted as different products: YES (selected), NO
- Advanced settings:**
 - Applicable product categories: All product categories (selected), Specific product categories
 - Exclude products: Search by product name, reference, id
 - Apply to all attributes: YES (selected), NO
 - Apply to all features: YES (selected), NO
 - Apply to all manufacturers: YES (selected), NO
 - Apply for product price: >= \$
 - Apply for available stock quantity: >=
 - ↑ Hide advanced settings

At the bottom of the modal, there are 'Cancel' and 'Save' buttons.

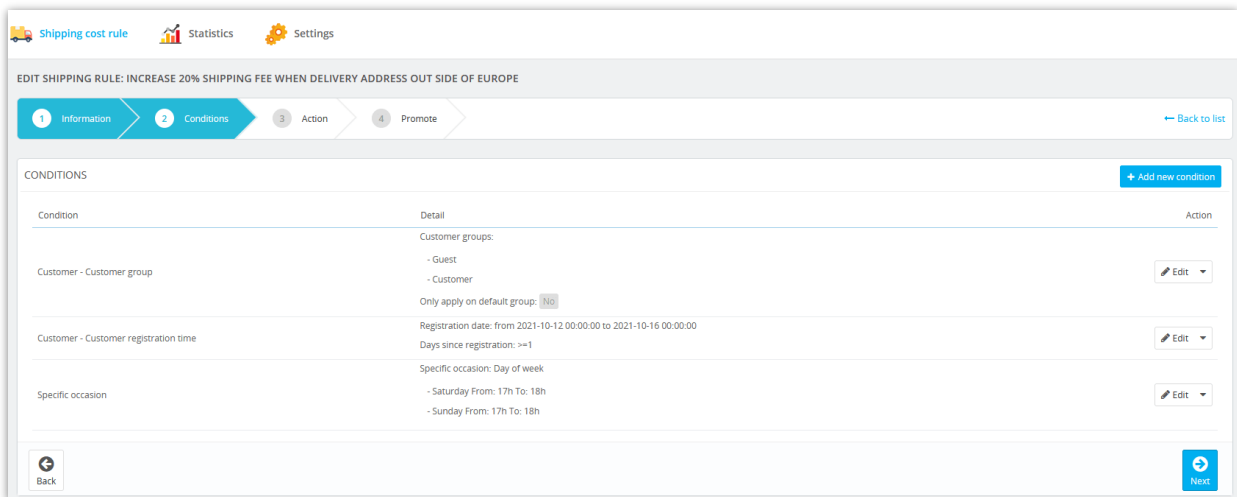
2.10. Specific occasion

Select a specific occasion (hour, day, month, or period) to apply this shipping cost rule. For example, the golden hour promotion is from 17:00 to 18:00 on Sat & Sun.

Click **“Save”** to finish.

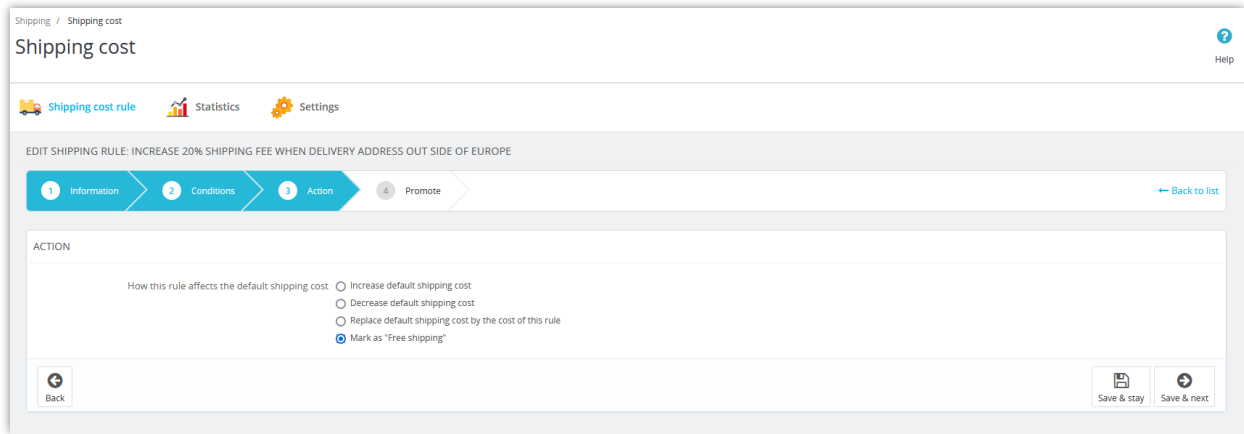


You are able to add as many conditions as you want until it matches the shipping cost rule you need. Click **“Next”** to move to the next step.



3. Action

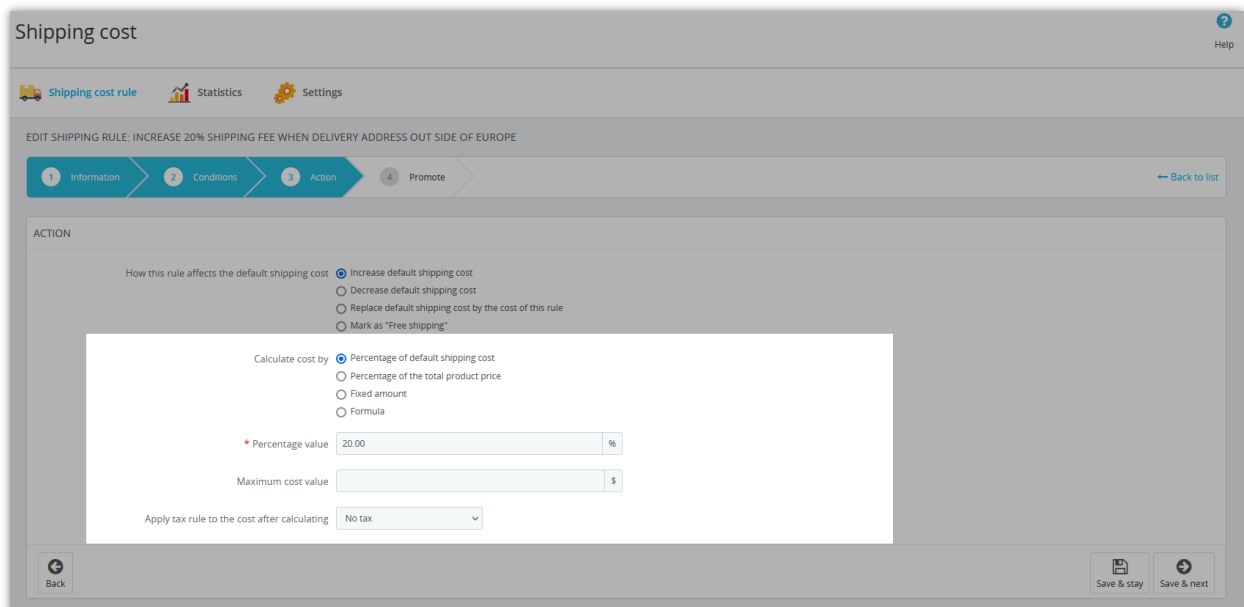
Our module allows you to freely customize the action for each shipping cost rule and set up the effect of shipping cost rules on the default shipping fee such as increase / decrease / replace default shipping cost or mark it as "Free shipping".



3.1. Increase default shipping cost

When you choose this action, this rule will increase the default shipping cost. You can apply this action to products/orders with a large weight, their shipping costs are much higher than default to reduce the burden on the store. You can completely select the way to calculate cost by 4 available ways.

For example, calculate cost by the percentage of default shipping cost: the shipping cost will increase by 20% over the default shipping cost.



3.2. Decrease default shipping cost

When you choose this action, this rule will reduce the default shipping cost. You can apply this action to create promotions to attract or support if a customer's purchase reaches a certain threshold. You can also choose how to calculate the cost in 4 available ways as above.

Example: calculate shipping cost by the percentage of the total product price:

If your order cost 100\$, shipping cost 30\$.

The customer will get a 20% discount on the total order value, which means the customer will get 20% off of 100\$ - is 20\$. So, that customer will only have to pay 10\$ for the shipping cost.

The screenshot shows the 'ACTION' configuration interface for a shipping rule. At the top, there are four steps: 1 Information, 2 Conditions, 3 Action (current), and 4 Promote. The main content area is titled 'ACTION' and contains the following settings:

- How this rule affects the default shipping cost:**
 - Increase default shipping cost
 - Decrease default shipping cost
 - Replace default shipping cost by the cost of this rule
 - Mark as "Free shipping"
- Calculate cost by:**
 - Percentage of default shipping cost
 - Percentage of the total product price
 - Fixed amount
 - Formula
- * Percentage value:** 20.00 %
- Maximum cost value:** 15 \$
- Calculate percentage from:**
 - Price of all products in shopping cart
 - Price of the products satisfied the "Conditions" step of this shipping rule
- Ignore price of discounted product:** YES (selected), NO
- Exclude product tax:** YES (selected), NO
- Apply tax rule to the cost after calculating:** No tax (dropdown menu)

A 'Back' button is located at the bottom left of the interface.

3.3. Replace default shipping cost by the cost of this rule

The default shipping cost will be replaced by the cost of this rule if you choose this action.

Example: Calculate shipping cost by a fixed amount:

If you set the amount value as 25\$, the default shipping cost will be replaced by 25\$, and all customers who qualify to use this rule will have to pay a 25\$ shipping fee.

The screenshot shows a configuration interface for a shipping rule, specifically the 'Action' step. At the top, there are four tabs: '1 Information', '2 Conditions', '3 Action' (which is active), and '4 Promote'. Below the tabs, the 'ACTION' section is displayed. It contains the following options:

- How this rule affects the default shipping cost:
 - Increase default shipping cost
 - Decrease default shipping cost
 - Replace default shipping cost by the cost of this rule
 - Mark as "Free shipping"
- Calculate cost by:
 - Percentage of default shipping cost
 - Percentage of the total product price
 - Fixed amount
 - Formula
- * Amount value: 25 \$
- Apply tax rule to the cost after calculating: No tax

A 'Back' button is located at the bottom left of the interface.

You can choose to calculate the shipping cost using the formula. The module provides 3 formulas available for your reference, you can choose or completely create the formula you want and insert the available variables into the formula to calculate.

Example: 5\$ for the first product, and 3\$ for each next product. We will have the following formula: $5+3*(totalquantity-1)$.

If the customer buys 4 products, the shipping fee the customer will have to pay will be:
 $5+3(4-1) = 14\$$

1 Information 2 Conditions 3 Action 4 Promote [← Back to list](#)

ACTION

How this rule affects the default shipping cost

- Increase default shipping cost
- Decrease default shipping cost
- Replace default shipping cost by the cost of this rule
- Mark as "Free shipping"

Calculate cost by

- Percentage of default shipping cost
- Percentage of the total product price
- Fixed amount
- Formula

* Formula

Enter the formula to calculate shipping cost for this rule.

Variables available for the formula:

Apply tax rule to the cost after calculating:

[← Back](#) [Save & stay](#) [Save & next](#)

Note: You even can apply tax rules to the cost after calculating, just choose the tax rule you want to apply with this shipping cost rule.

Shipping cost rule Statistics Settings

EDIT SHIPPING RULE: DECREASE 50% SHIPPING FEE IF TOTAL AMOUNT >=150

1 Information 2 Conditions 3 Action 4 Promote [← Back to list](#)

ACTION

How this rule affects the default shipping cost

- Increase default shipping cost
- Decrease default shipping cost
- Replace default shipping cost by the cost of this rule
- Mark as "Free shipping"

Calculate cost by

- Percentage of default shipping cost
- Percentage of the total product price
- Fixed amount
- Formula

* Percentage value

Maximum cost value

Apply tax rule to the cost after calculating:

- US-AL Rate (5.125%)
- US-AZ Rate (6.85%)
- US-NY Rate (4%)
- US-OH Rate (5.5%)
- US-OK Rate (4.5%)
- US-OR Rate (0%)
- US-PA Rate (0%)**
- US-PR Rate (5.5%)
- US-RI Rate (7%)
- US-SC Rate (6%)
- US-SD Rate (4%)
- US-TN Rate (7%)
- US-TX Rate (6.25%)
- US-UT Rate (4.75%)
- US-VA Rate (4%)
- US-VT Rate (6%)
- US-WA Rate (6.5%)
- US-WI Rate (5%)
- US-WV Rate (6%)
- US-WY Rate (4%)

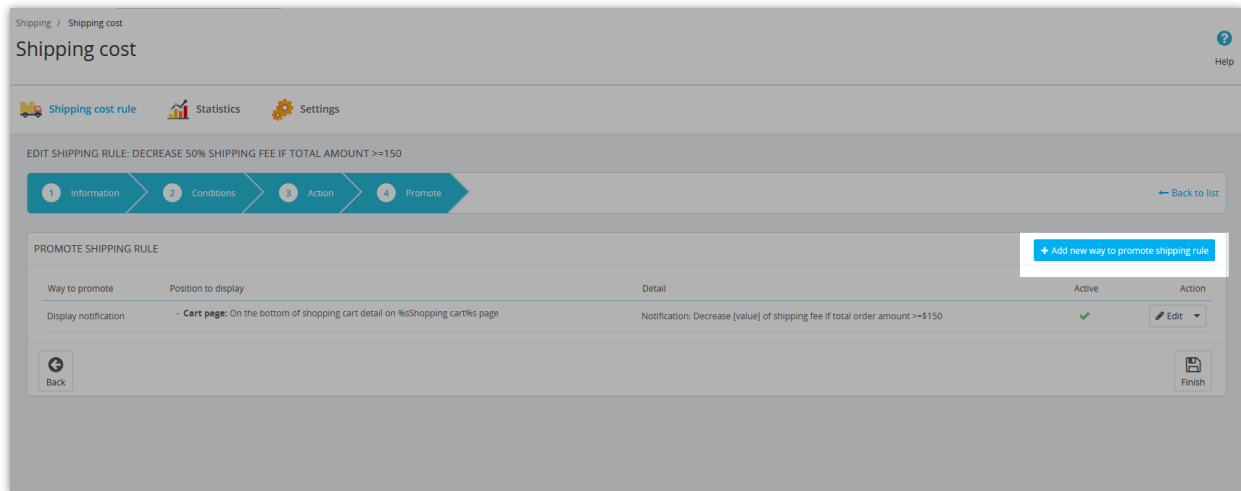
[← Back](#) [Save & Stay](#) [Save & Next](#)

Click **"Save and Next"** to move to the next step.

4. Promote

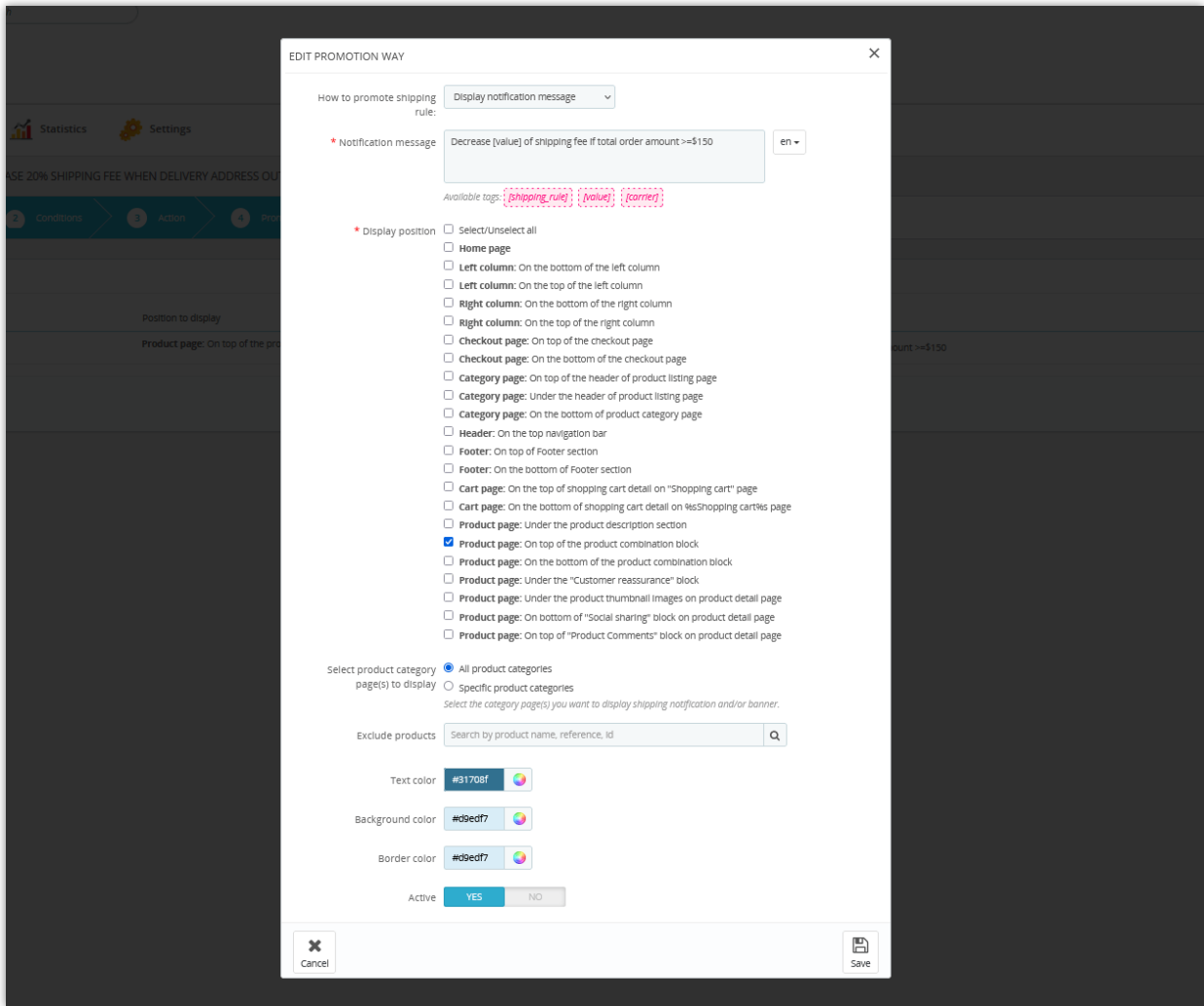
Shipping Cost module supports 4 ways to promote your shipping cost rule to customers: display notification message, banner, popup and highlight bar.

To add new promotion way, click on **“Add new way to promote shipping rule”** button.

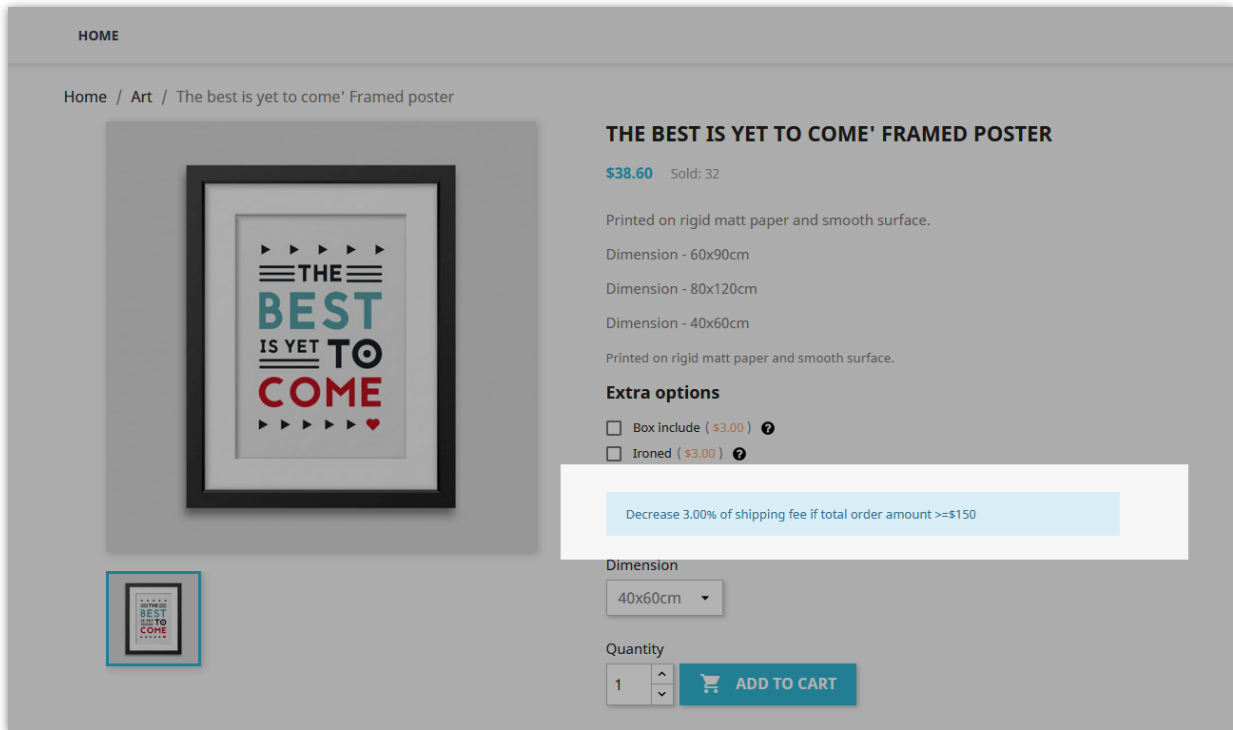


4.1. Notification message

- You can use the available tags to insert the specific values into the notification message. You can also enter notification message in multiple languages.
- Select the position(s) to display your notification message.
- Click **“Save”** to finish.

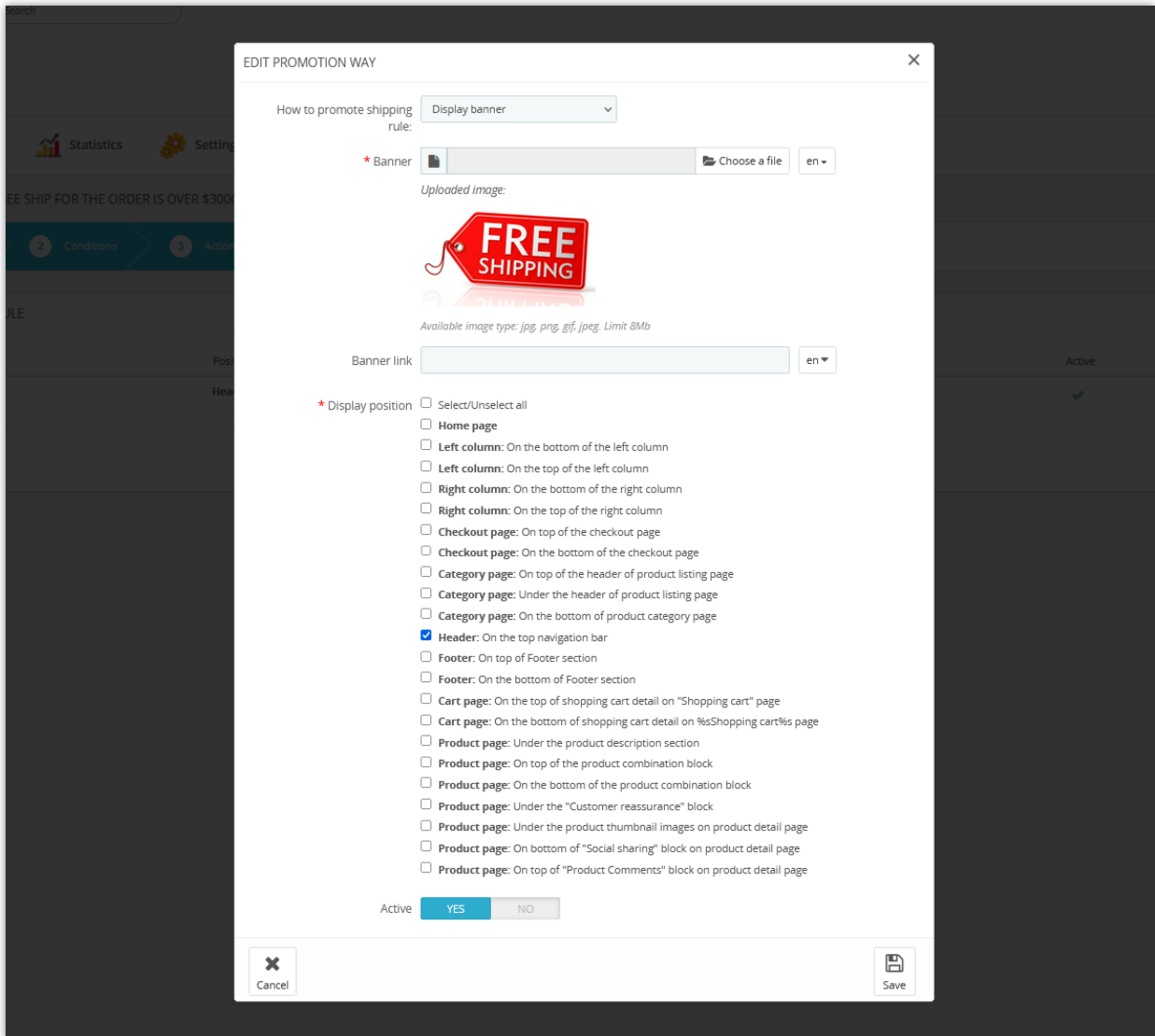


Look at an example of how a notification message display on the product page:

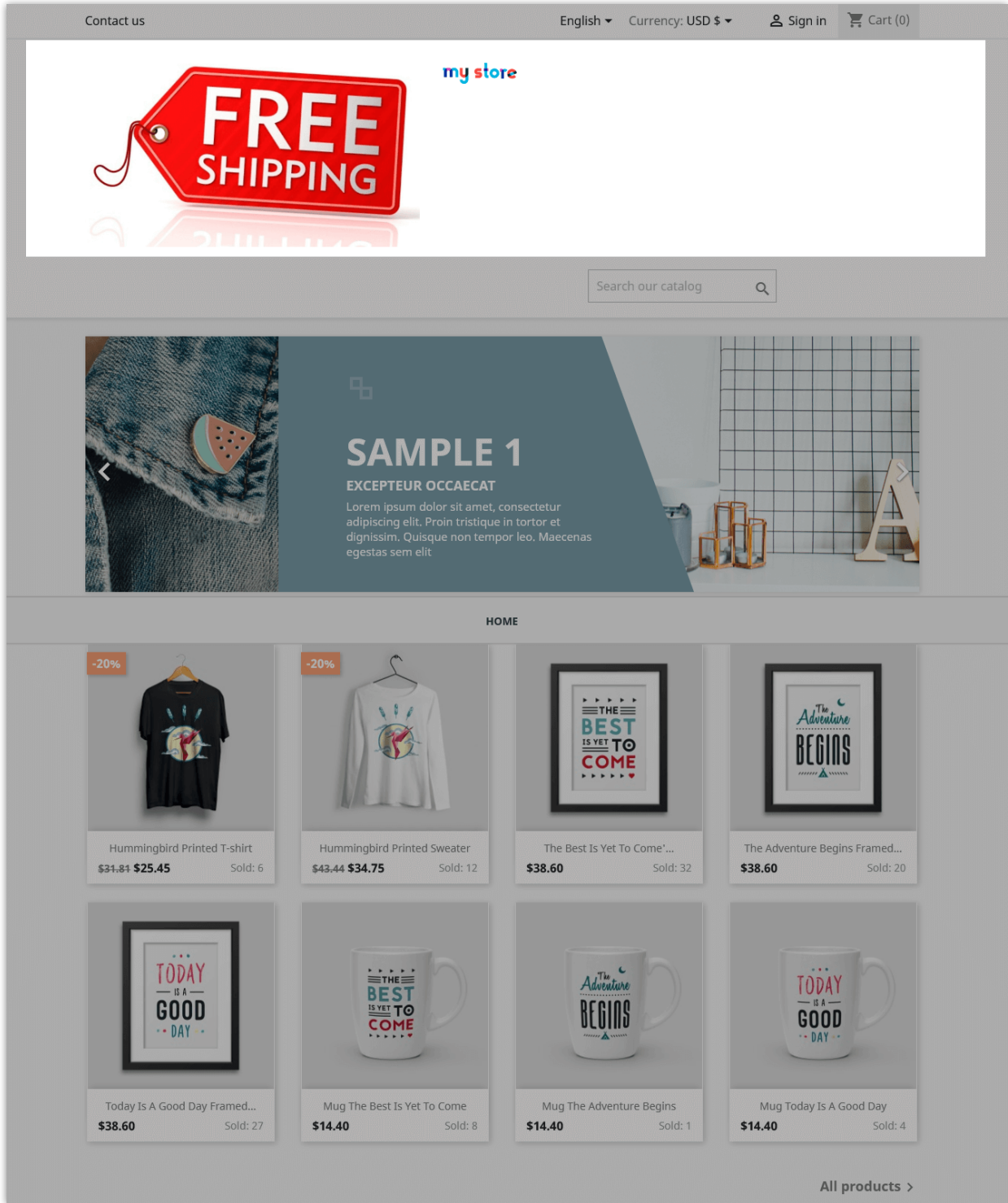


4.2. Banner

- You can upload an image for a banner to promote the shipping cost rule.
Available image type: jpg, png, gif.
- Both banner and banner link can be uploaded for multiple languages.
- Select the position(s) to display your banner.
- Click on **“Save”** button to finish.



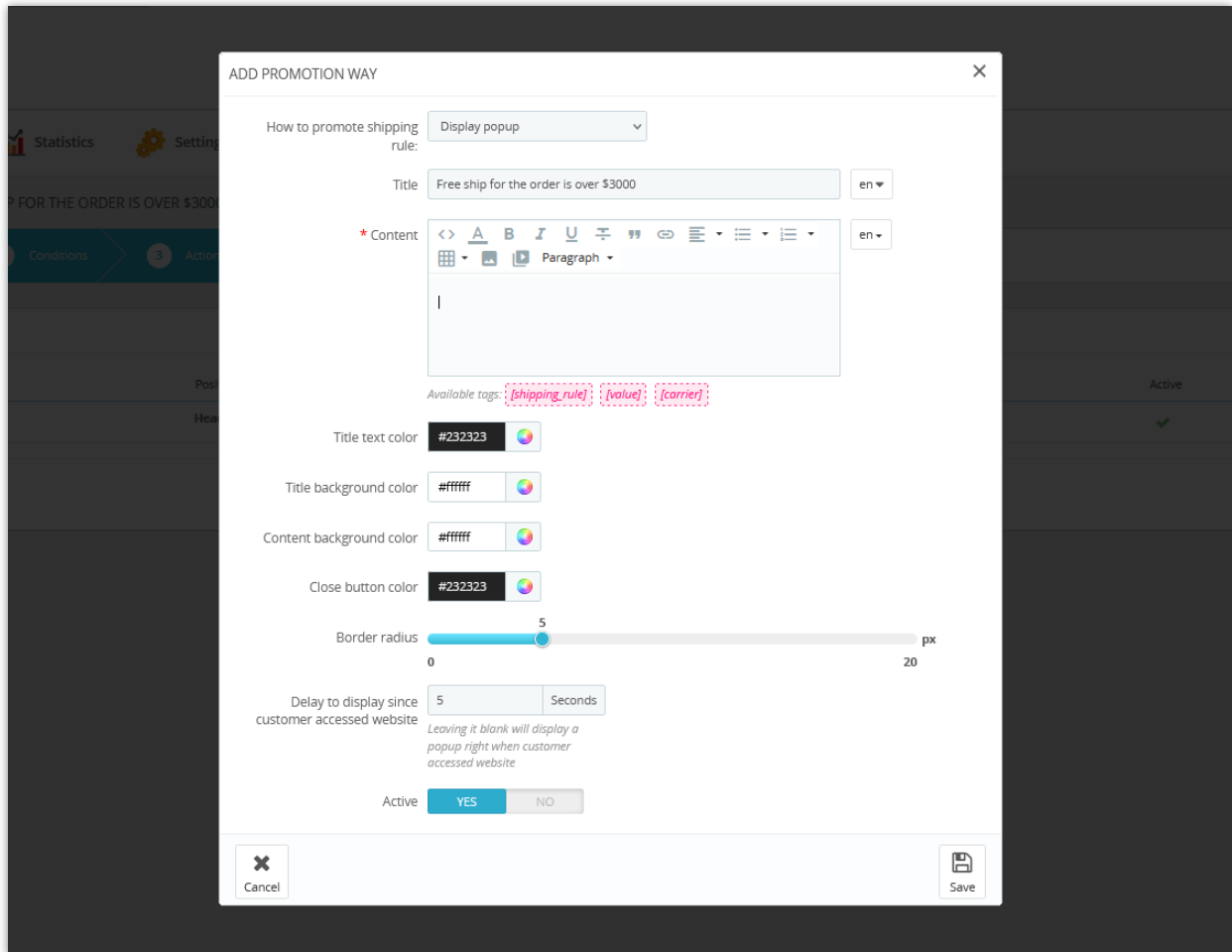
Here is an example of banner on header:



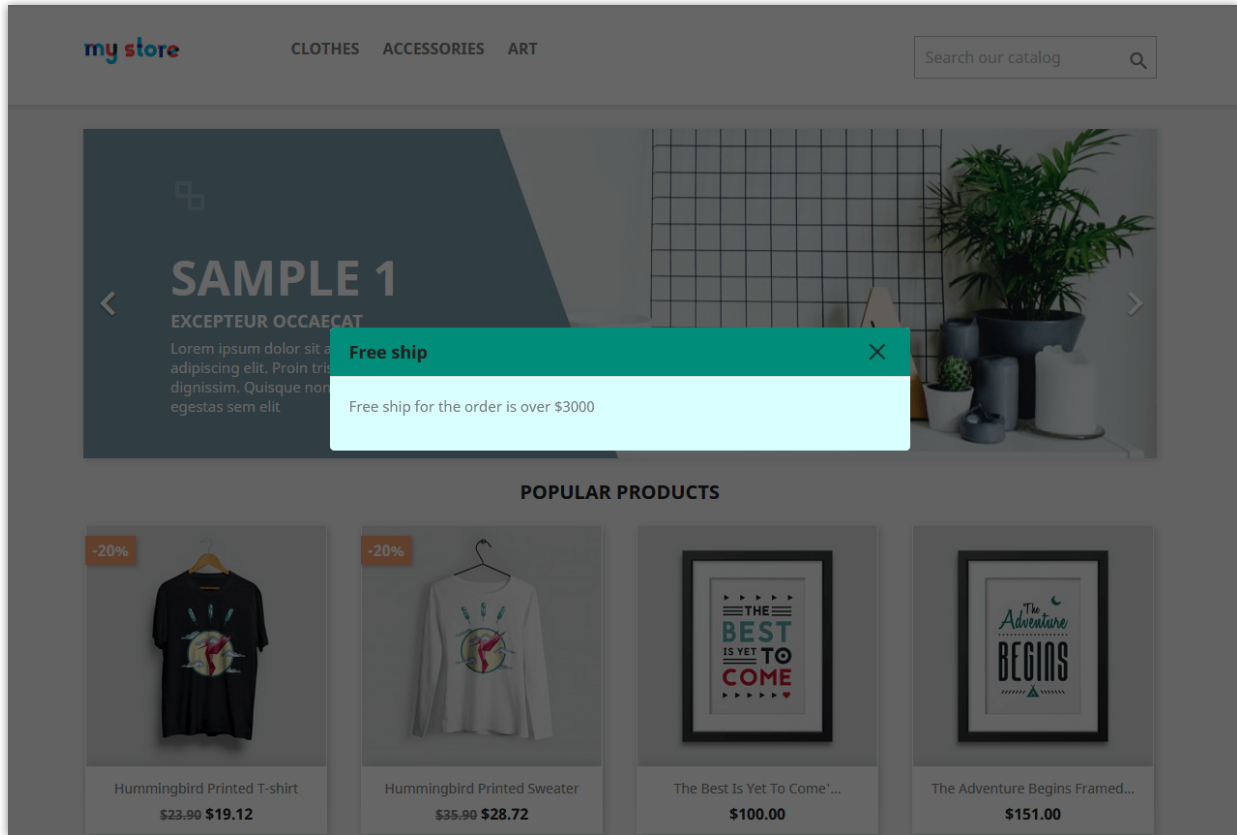
4.3. Popup

- Fill in the popup title and content, use the available tags to insert the specific values if needed. Popup title and popup content can be filled in multiple languages.

- Customize the color of popup elements as you want.
- Click **“Save”** to finish.

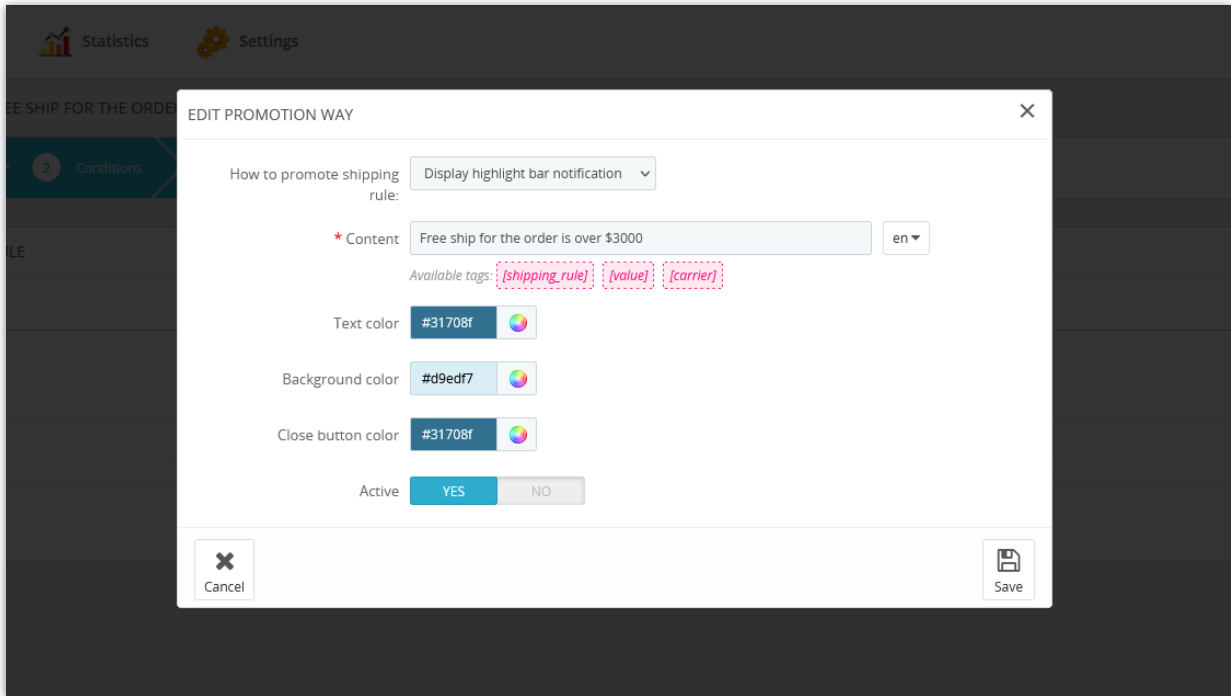


Look at an example of shipping cost rule popup on the front office:

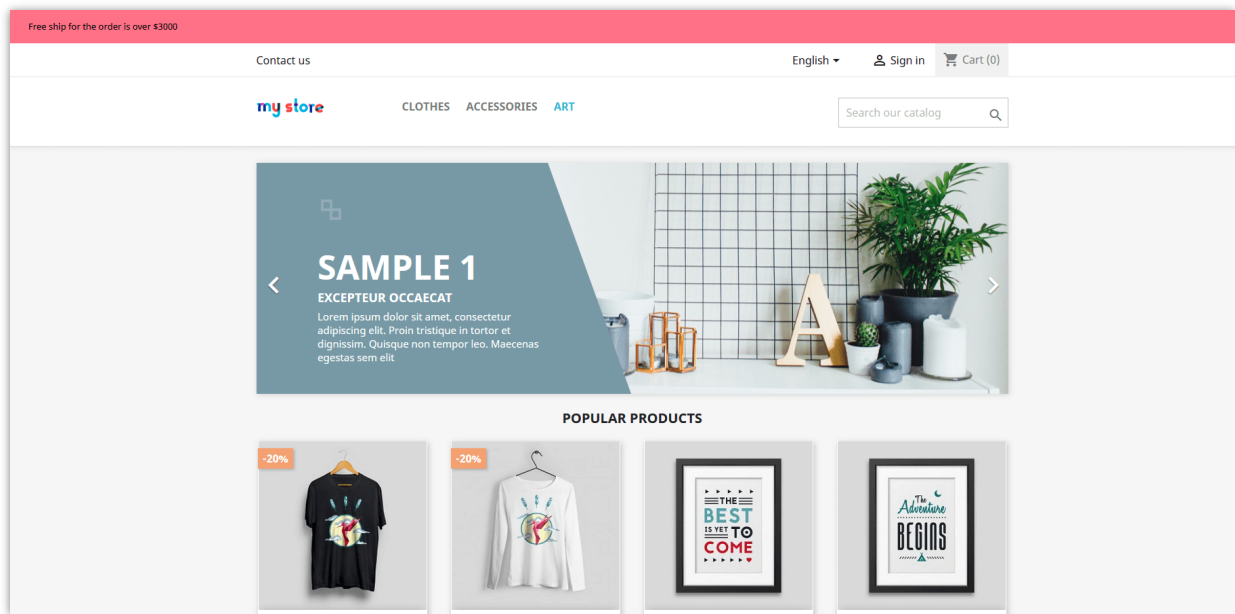


4.4. Highlight bar

- Fill in the highlight bar content, use the available tags to insert the specific values if needed. The content can be filled in multiple languages.
- Customize the color as you want.
- Click **“Save”** to finish.



Here is an example of a highlight bar:




You can use multiple promote ways for each shipping cost rule. Click on the **“Finish”** button to complete a shipping cost rule configuration.

Shipping cost rule Statistics Settings

EDIT SHIPPING RULE: FREE SHIP FOR THE ORDER IS OVER \$3000

1 Information 2 Conditions 3 Action 4 Promote [Back to list](#)

PROMOTE SHIPPING RULE [+ Add new way to promote shipping rule](#)

Way to promote	Position to display	Detail	Active	Action
Display popup	--	Popup title: Free ship Popup content: Free ship for the order is over \$3000	✓	Edit
Display highlight bar	--	Content: Free ship for the order is over \$3000	✓	Edit
Display banner	Home page		✓	Edit

[Back](#) [Finish](#)

IV. STATISTICS

Statistics help you track shipping cost rule activities on your store: rule status, number of customers/orders each shipping cost rules apply, etc.

Shipping / Shipping cost

Shipping cost [Help](#)

Shipping cost rule Statistics Settings

STATISTICS 3

ID	Rule name	Active	Applied	New customer	Total order amount	Action
	<input type="text"/>	--	--	--	--	Filter
2	Decrease 50% shipping fee if total amount >=150	✓	2	1	\$448.00	View
3	Increase 20% shipping fee when delivery address out side of Europe	✓	4	2	\$274.22	View
4	Free Shipping if delivery address in the range of Zip code from 64100 to 64490	✓	2	--	\$118.90	View

Showing 1 to 3 of 3 (1 Pages) Items per page: 20





You can view a detailed report for a shipping cost rule:

Shipping cost rule Statistics Settings

VIEW SHIPPING RULE REPORT

Rule name [Increase 20% shipping fee when delivery address out side of Europe](#)
 Created date 2021-10-06 21:57:20
 Total discount applied 4
 Total new customers 2
 Total order amount \$274.22

ORDER APPLIED SHIPPING RULE

Order ID	Order reference	Customer	Products	Base cost	Impact cost	Final cost	Date added	Action
10	RCRCSTGKR	Jully Smile jully@tessoft.net		\$7.00	Increase \$1.40	\$8.40	10/10/2021 19:35:11	View order
12	YXMNKZTTN	Andrea Smith andrea@tessoft.net		\$7.00	Increase \$1.40	\$8.40	10/10/2021 21:11:34	View order
13	LSTNRKJDH	Andrea Smith andrea@tessoft.net		\$7.00	Increase \$1.40	\$8.40	10/10/2021 21:15:49	View order
17	ZBSNWODY	Helen Le helenleest02@gmail.com		\$7.00	Increase \$1.40	\$8.40	10/11/2021 19:10:48	View order

[← Back to list](#)

V. SETTINGS

On the "**Settings**" tab, you can choose the order status to calculate the total order amount.

Shipping / Shipping cost

Shipping cost

Shipping cost rule Statistics Settings

SETTINGS

Total order amount will be calculated if order status is: Select/Unselect all

- Awaiting bank wire payment
- Awaiting Cash On Delivery validation
- Awaiting check payment
- Canceled
- Delivered
- On backorder (not paid)
- On backorder (paid)
- Payment accepted
- Payment error
- Processing in progress
- Refunded
- Remote payment accepted
- Shipped

[Save](#)

VI. THANK YOU

Thank you again for purchasing our module and going through this documentation. We hope this documentation has provided all necessary information to help you successfully set up and use our **Shipping Cost** module.

If you do have any questions for which the answer is not available on this documentation, please feel free to contact us.