



reCAPTCHA Free

Free PrestaShop captcha module for contact form, login form and registration form.

A product of ETS-Soft

Contents

I. INTRODUCTION	3
II. INSTALLATION	3
III. CONFIGURATION	3
IV. THANK YOU	9

I. INTRODUCTION

reCAPTCHA Free is a free PrestaShop captcha module for contact form, login form and registration form.

* "**reCAPTCHA Free**" is compatible with PrestaShop 1.7.x

II. INSTALLATION

- Navigate to "**Modules / Modules Manager**" > click on "**Upload a module / Select file**".
- Select the module file "**ets_recaptcha_free.zip**" from your computer then click on "**Open**" to install.
- Click on "**Configure**" button of the module you just installed to open the module's configuration page.

III. CONFIGURATION

From your installed module list (located at "**Modules/Module Manager**"), find "**reCAPTCHA Free**" then click on the "**Configure**" button to open its configuration page.

Configure
reCAPTCHA Free

Back Translate Check update Manage hooks

SETTINGS

* Select forms to enable captcha ☒ Contact form (Recommended)
☒ Registration form (Recommended)
☒ Login form

* reCAPTCHA type ☐ I'm not a robot Google reCAPTCHA - V2
☒ protected by reCAPTCHA Google reCAPTCHA - V3

* Site key

* Secret key

[How to get Site key and Secret key?](#)

Save

- The module supports enable reCAPTCHA for 3 types of forms: **Contact form, Registration form, and Login form**. You can choose to enable reCAPTCHA on the forms you want by ticking the box before the form name.

Configure
reCAPTCHA Free

Back Translate Check update Manage hooks

SETTINGS

* Select forms to enable captcha ☒ Contact form (Recommended)
☒ Registration form (Recommended)
☒ Login form

* reCAPTCHA type ☐ I'm not a robot Google reCAPTCHA - V2
☒ protected by reCAPTCHA Google reCAPTCHA - V3

* Site key

* Secret key

[How to get Site key and Secret key?](#)

Save

- There are 2 types of reCAPTCHA provided: Google reCAPTCHA - V2 and Google reCAPTCHA - V3.

Configure reCAPTCHA Free

Back Translate Check update Manage hooks

SETTINGS

* Select forms to enable captcha ☒ Contact form (Recommended) ☒ Registration form (Recommended) ☒ Login form

* reCAPTCHA type ☐ I'm not a robot Google reCAPTCHA - V2 ☒ protected by reCAPTCHA Google reCAPTCHA - V3

* Site key

* Secret key

[How to get Site key and Secret key?](#)

Save

- Select the type of reCAPTCHA you want to apply to your site. For each type of reCAPTCHA, you need to enter the corresponding site key and secret key.
- Click on **"How to get site key and secret key"** and follow the step-by-step instructions to get the site key and secret key for each reCAPTCHA type you choose.
- Click **"Save"** to complete your setup.

Configure reCAPTCHA Free

Back Translate Check update Manage hooks

SETTINGS

* Select forms to enable captcha ☒ Contact form (Recommended) ☒ Registration form (Recommended) ☒ Login form

* reCAPTCHA type ☐ I'm not a robot Google reCAPTCHA - V2 ☒ protected by reCAPTCHA Google reCAPTCHA - V3

* Site key

* Secret key

[How to get Site key and Secret key?](#)

Save


Let look at how reCAPTCHA is displayed on the front office in 3 different types of forms!


- On Contact form:

HOME

Home / Contact us

STORE INFORMATION

 Ps 1775
United Kingdom



Email us:
jullytest123@gmail.com

CONTACT US

Subject

Customer service

Email address

shaunc@gmail.com

Attachment

CHOOSE FILE


optional

Message

Can I exchange if the product does not fit? |

Security check

☐ I'm not a robot


reCAPTCHA
Privacy - Terms

SEND

- **On Registration form:**

Home / Create an account

Create an account

Already have an account? [Log in instead!](#)

Social title ☒ Mr. ☐ Mrs.

First name
Only letters and the dot (.) character, followed by a space, are allowed.

Last name
Only letters and the dot (.) character, followed by a space, are allowed.

Email

Password [SHOW](#)


Birthdate Optional
(E.g.: 05/31/1970)

☒ Receive offers from our partners

☒ Customer data privacy
The personal data you provide is used to answer queries, process orders or allow access to specific information. You have the right to modify and delete all the personal information found in the "My Account" page.

☒ Sign up for our newsletter
You may unsubscribe at any moment. For that purpose, please find our contact info in the legal notice.

☒ I agree to the terms and conditions and the privacy policy

Security check ☐ I'm not a robot  reCAPTCHA
Privacy - Terms

[SAVE](#)

- On login form:

Home / Log in to your account

Log in to your account

Email

shaunc@gmail.com|


Password

•••••

SHOW

Security check

☐ I'm not a robot


reCAPTCHA
[Privacy](#) - [Terms](#)

[Forgot your password?](#)

SIGN IN

[No account? Create one here](#)

Above is examples of reCAPTCHA - V2, let look at an example of the display of reCAPTCHA - V3 on the front office!

Home / Log in to your account

Log in to your account

Email

Password

SHOW

[Forgot your password?](#)

SIGN IN

[No account? Create one here](#)

Get our latest news and special sales

Your email address

SUBSCRIBE

You may unsubscribe at any moment. For that purpose, please find our contact info in the legal notice.



protected by reCAPTCHA
[Privacy](#) - [Terms](#)

IV. THANK YOU

Thank you again for downloading our product and going through this documentation. We hope this document is helpful and efficient in the installation and usage of **reCAPTCHA Free** module. If you do have any questions for which the answer is not available in this document, please feel free to contact us.