



WHOLESALE B2B

**Turn PrestaShop into professional wholesale platform,
wholesale registration, wholesale levels with particular
discounts and rewards, loyalty rewards, quick order table
and more!**

A product of PrestaHero

Contents

I. WELCOME	3
II. INTRODUCTION	3
III. INSTALLATION	3
IV. SETTING UP YOUR WHOLESALE PROGRAM	4
1. Wholesale levels	5
2. Wholesale conditions	6
3. Registration	7
4. Email settings	8
5. Cronjob settings	9
6. Wholesale customer list	10
V. REWARD SETTINGS	12
1. Reward usage settings	13
2. Withdrawal methods	14
3. Reward status	18
VI. PRIVATE SHOP SETTINGS	20
VII. MANAGING WHOLESALE CUSTOMER'S APPLICATION	22
VIII. MANAGING PROMOTED PRODUCTS AND WHOLESALE ORDERS	24
1. Managing promoted products	24
2. Managing wholesale orders	27
IX. MANAGING RETAILER DOCUMENTATIONS	29
X. DASHBOARD	30
XI. THANK YOU	32

I. WELCOME

Thank you for purchasing our product. We hope to guide you through all the aspects of the module installation and the module setup within this document. If you have any questions that are beyond the scope of this documentation, please feel free to contact us.

****Note:***

All instruction screenshots are taken from PrestaShop 1.7, but installing and configuring this module on PrestaShop 1.6 is similar.

II. INTRODUCTION

Wholesale B2B is the must-have module for any PrestaShop store that is doing wholesale. It is a simple, easy to use **PrestaShop wholesale module** that lets you focus on growing the business and attracting more wholesale customers!

Wholesale B2B module is everything you need to integrate the wholesale solution into your PrestaShop online store. Easy to manage retailer levels, promoted products, rewards, etc. and encourage shoppers to spend more to get greater discounts.

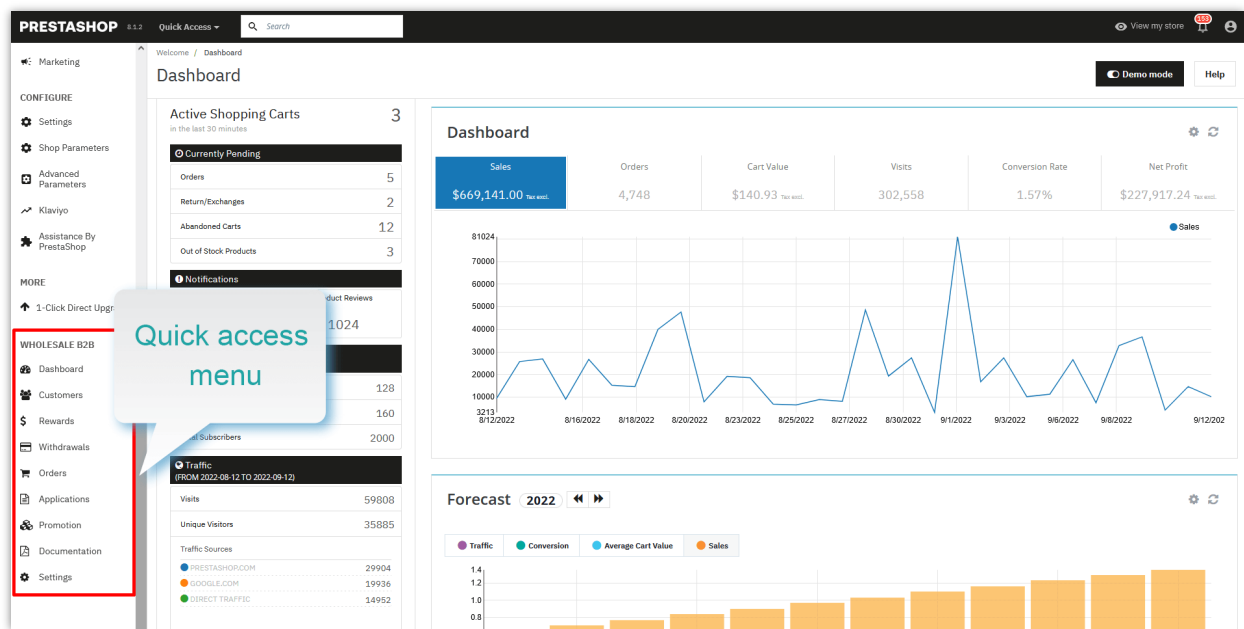
** **"Wholesale B2B"** is compatible with PrestaShop 1.6.x, PrestaShop 1.7.x and PrestaShop 8.x*

III. INSTALLATION

1. Navigate to **"Modules / Modules & Services"**, click on **"Upload a module / Select file"**.

2. Select the module file **"ets_wholesale.zip"** from your computer then click on **"Open"** to install.
3. Click on **"Configure"** button of the module you just installed to open the module's configuration page.

Quick access: You can also navigate to **Wholesale B2B's** configuration page through the quick access menu.



IV. SETTING UP YOUR WHOLESALE PROGRAM

After successfully installing **Wholesale B2B** module, let's configure all necessary elements to run wholesale program on your store!

By default, after you successfully installing **Wholesale B2B** module, the wholesale system is enabled on your PrestaShop store. Firstly, we will configure wholesale levels for your future customers.

1. Wholesale levels

Wholesale B2B allows store admin to add an unlimited number of wholesale level with different reward rate and condition. Wholesale customers will be automatically put into a new level when they satisfy the level conditions.

Click on “**Customers > Wholesale levels**” to set up wholesale levels for your wholesale program.

By default, **Wholesale B2B** has already created a “Starter” wholesale level for you. You can add new level or edit the default level (edit level name, discount rate, etc.).

The screenshot shows the 'Wholesale levels' management interface. At the top, there's a navigation bar with 'Customers / Wholesale levels' and a 'Help' button. Below the navigation bar, there's a breadcrumb trail 'Customers > Wholesale levels'. The main content area is divided into two sections: 'Wholesale level settings' and 'Wholesale levels'.

Wholesale level settings: This section contains a toggle for 'Automatically change level when eligible' which is currently turned 'Yes'. Below it, there's a 'Scheduled level check' dropdown menu set to 'Change order status'. A small note below the dropdown reads: 'The frequency to perform level checks for each wholesale customer and change wholesale level if eligible.' A 'Save' button is located at the bottom of this section.

Wholesale levels: This section displays a table of existing wholesale levels. The table has columns for 'Order amount', 'Level name', 'Discount', 'Min QTY to get discount', and 'Members'. Each column has a 'Min' and 'Max' sub-column for filtering. There is also a 'Filter' button and an 'Action' column with 'View' links for each row.

Order amount		Level name	Discount		Min QTY to get discount		Members	Action
Min	Max		Min	Max	Min	Max	--	
--		Starter		0.00%	1		0	View
\$100.00		Level 1		10.00%	5		4	View
\$200.00		Level 2		20.00%	10		0	View
\$300.00		Level 3		30.00%	15		10	View

Showing 1 to 4 of 4 (1 Page)

Click on “**Add new level**” icon to add a new wholesale level > Set up the condition for the wholesale level > Click “Save”.

Wholesale levels Help

Dashboard Customers Rewards Withdrawals Orders Applications Promotion Documentation Settings

Customers > Wholesale levels

Add level

* Level name en

Discount %
This parameter allows you to deduct product prices for wholesale customers if they are at this level.

* Minimum quantity to get discount
Minimum quantity of each product that wholesale customers need to add to cart to receive wholesale discount. This is a global value and can be set for each specific product in the product edit page.

Price display method

Order amount USD
Wholesale customer is automatically upgraded to this group when their total order amount reaches this value. Leave it blank to stop auto-upgrade seller group.

2. Wholesale conditions

From module's configuration page, select **"Settings > General"** menu to be navigated to **"General"** page.

Dashboard Customers Rewards Withdrawals Orders Applications Promotion Documentation Settings

Settings > General

General

Conditions Registration Email Cronjob

Enable wholesale system Yes

Default wholesale level

Enable quick order table Yes

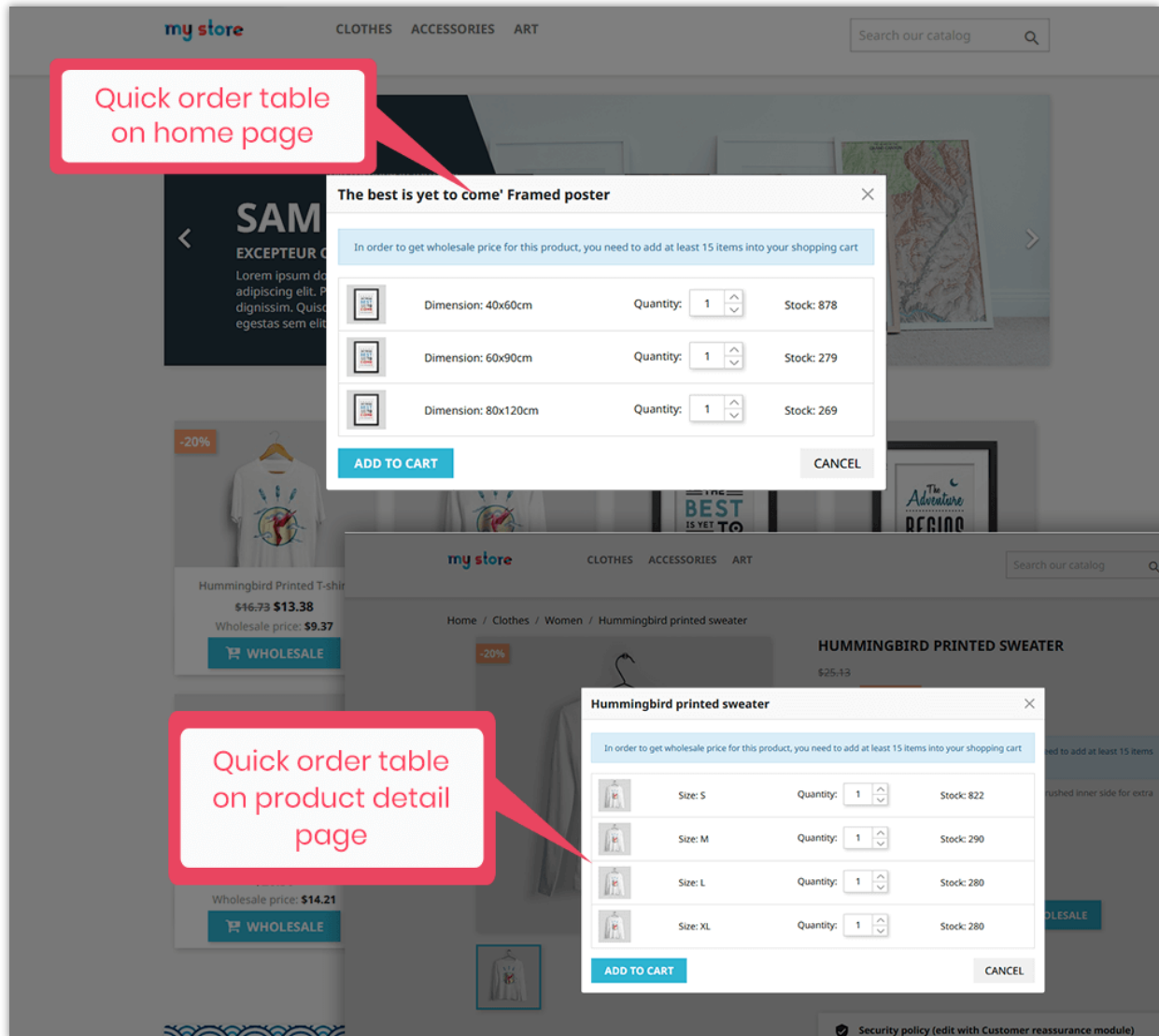
Default quantity on quick order table

Display stock number Yes

"Minimum product quantity to get wholesale discount" is based on
 Particular quantity of each product combination
 Gross quantity from all combinations

Default wholesale level: select a default wholesale level for freshly registered wholesale customers.

Quick order table: when wholesale customers click on “Wholesale” button to buy wholesale products, a quick order table will appear and allow wholesale customers to buy product with different features/attributes in large quantity.



3. Registration

Registration form: customers will have to submit a registration form with the required information and waiting for approval from store administrator to become a wholesale customer. You can add unlimited number of fields to registration form.

Dashboard Customers Rewards Withdrawals Orders Applications Promotion Documentation Settings

Settings > General

General Conditions **Registration** Email Cronjob

Require customers to submit application Yes

Registration form

Address + -

Introduction + -

+ Add new field

Require customers to submit additional information Yes

Additional information form

Address + -

Phone Number + -

+ Add new field

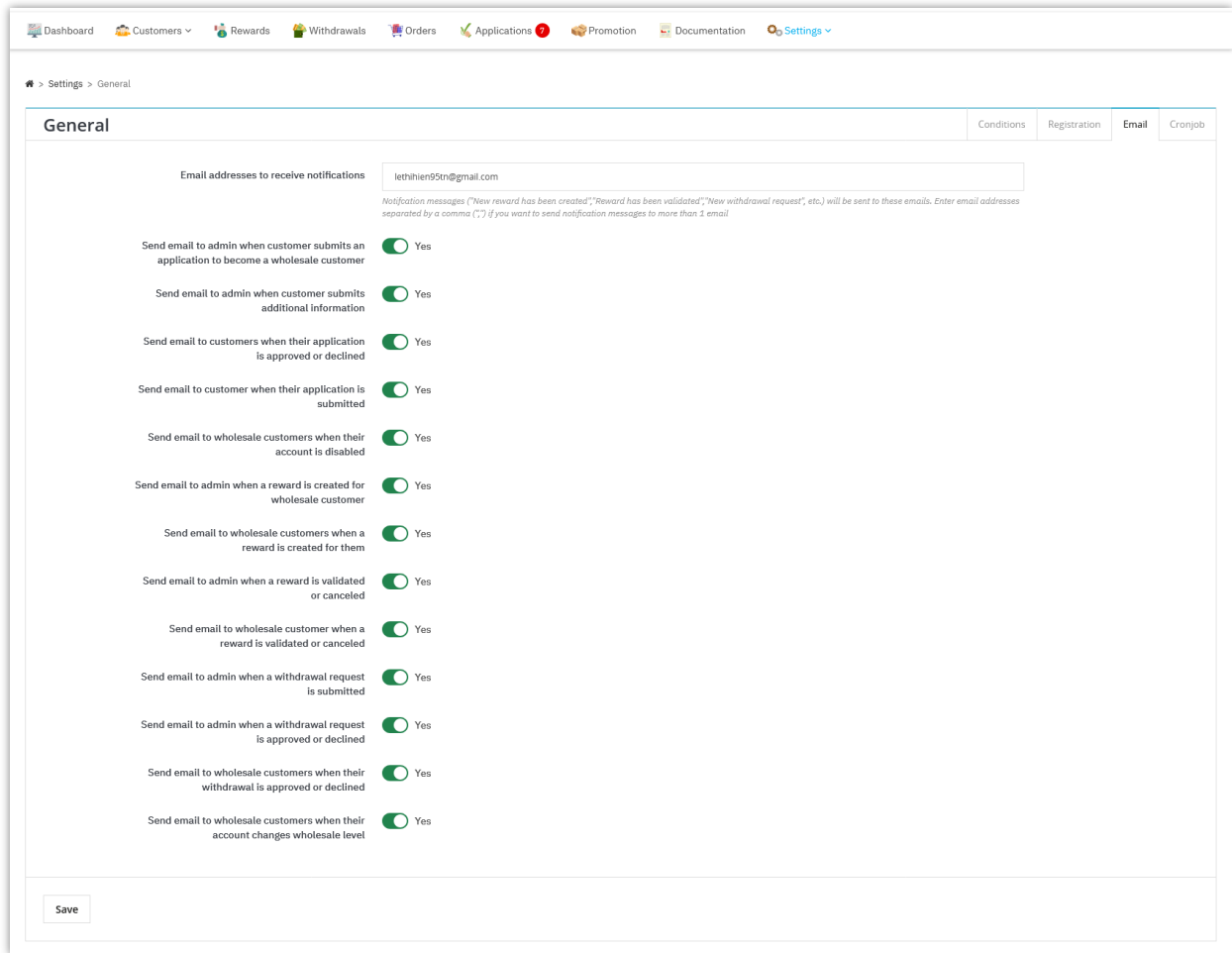
Save

Require customers to submit additional information: you can require customers to provide more information before approving their application. Add as many fields as you want to gain information from customers.

Finally, click **“Save”** to apply your configuration.

4. Email settings

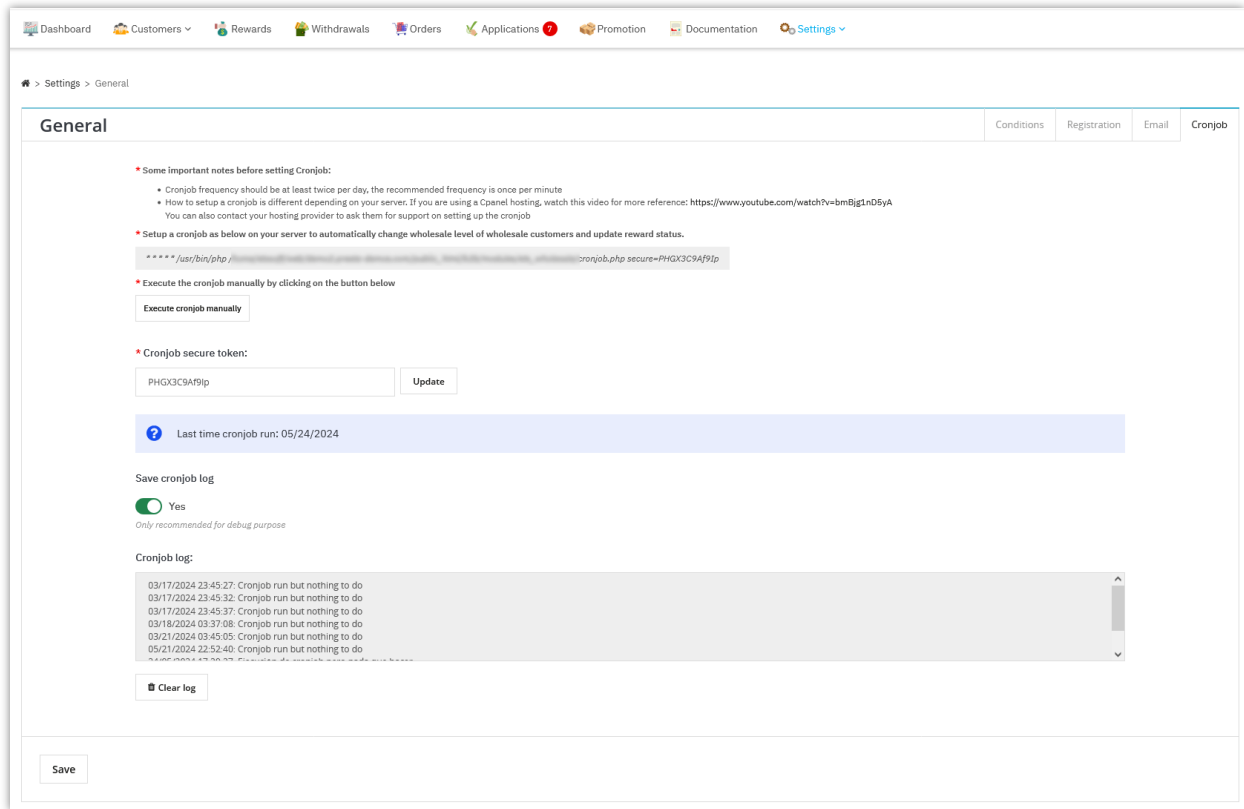
On this page, you can set up the email addresses you want to receive notification email from **Wholesale B2B** module. Enter email addresses separated by a comma (",") if you want to send notification messages to more than 1 email.



5. Cronjob settings

You may set up a **cronjob** on your server to *automatically change wholesale level of wholesale customer and update reward status.*

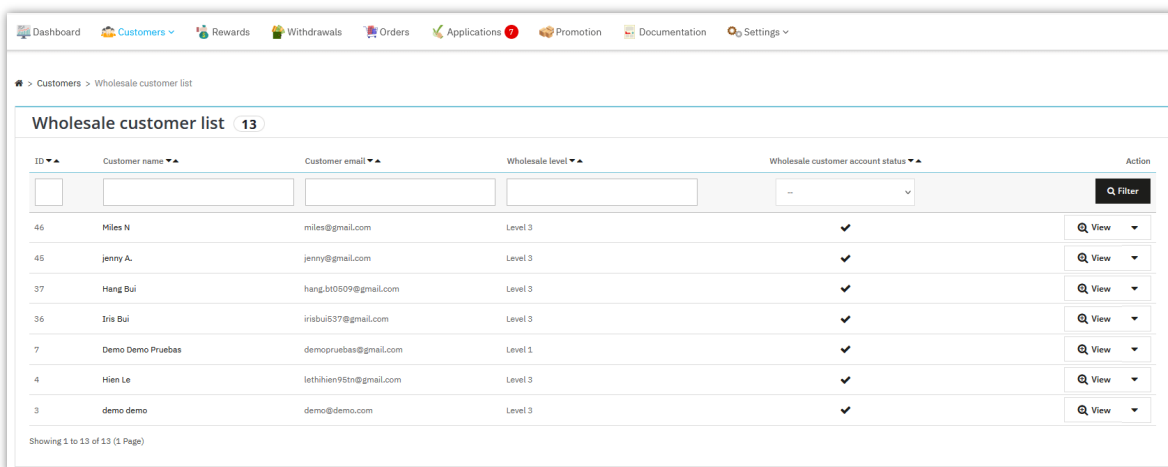
To set up cronjob feature, please navigate to **“Cronjob”** page.



Wholesale B2B also allows you to save cronjob log for debug purpose.

6. Wholesale customer list

On “Customers > Wholesale list” page, store admin can view and manage the wholesale customer list.



Dashboard Customers Rewards Withdrawals Orders Applications Promotion Documentation Settings

Customers > Wholesale Bird

WHOLESALE CUSTOMER

Wholesale customer email: demo@demo.com

Registration date: 2020-08-11 16:28:47

Wholesale level: Level 3

Discount: 20.00%

Order total: \$3,806.24
 Total reward balance: \$280.39
 Total reward: \$348.89
 Withdrawn: \$42.00
 Paid for orders: \$0.00
 Converted to voucher: \$26.50
 Total used: \$68.50

The current wholesale level and the discount rate that applies to a wholesale customer when he/she purchase products

Reward range	Starting at (units)	Reward value
	1	1%
	6	3%
	11	10%
	20	15%
	30	20%

The product quantity ranges and reward value which wholesale customers will earn if they purchase a quantity belongs to these ranges

Status: Enabled

View application, Disable wholesale customer account, Delete

Automatically change level when eligible: ON

MODIFY WHOLESALE CUSTOMER BALANCE

Action: Deduct

Amount: \$

Reason: Deducted by admin

Deduct

Admin can manually add or deduct reward balance of retailer

REWARDS (40)

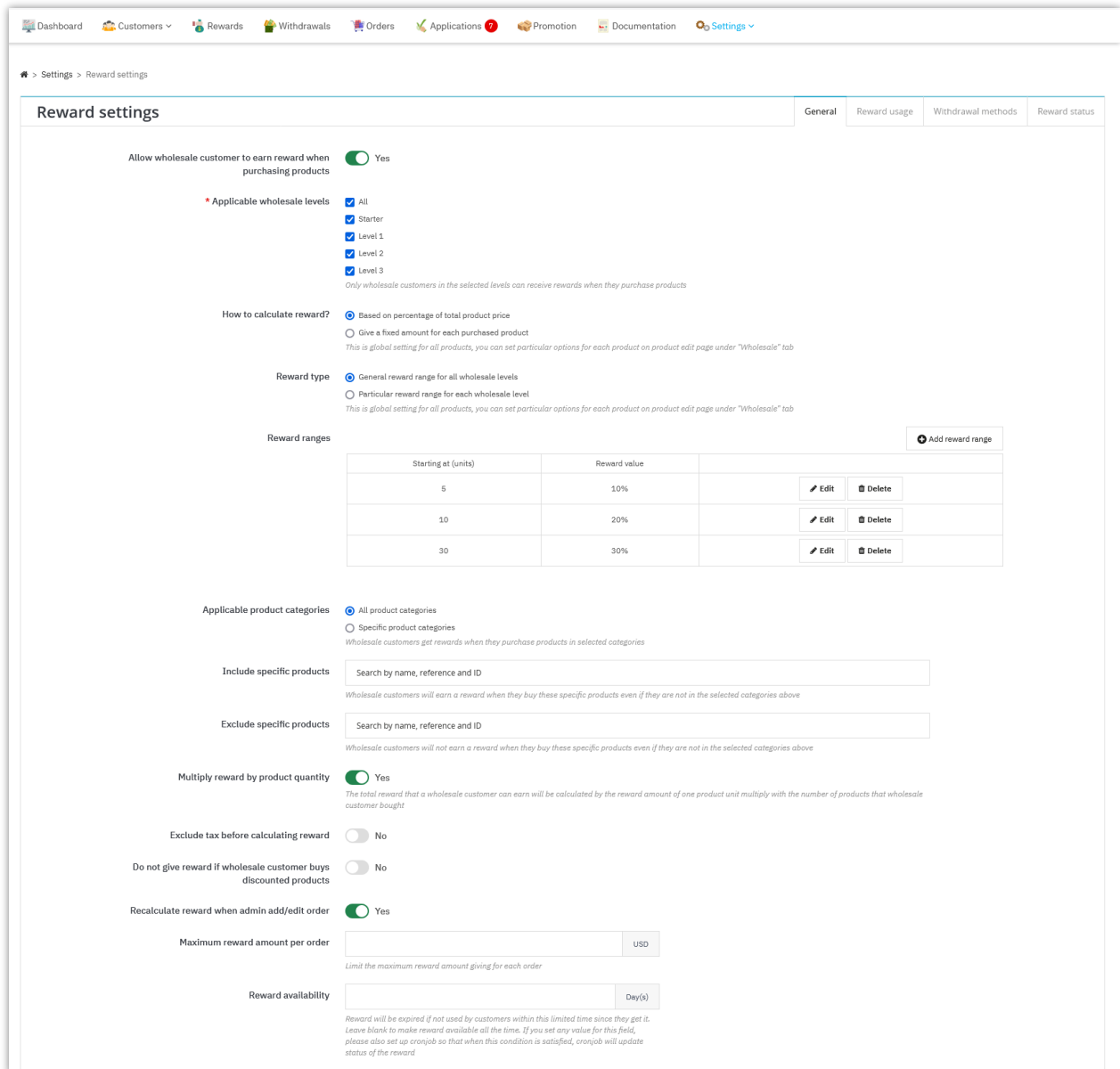
ID	Order ID	Note	Product price	Product quantity	Reward	Status	Date	Action
U-11	--	Converted into voucher #KM3QVIC	--	--	-\$10.00	Deducted	11/05/2020 21:41:57	Refund
U-10	--	Withdrawn (PayPal, ID withdrawal: 7)	--	--	-\$10.00	Deducted	11/05/2020 21:41:11	Refund
U-9	--	Converted into voucher #WPS2IN4W	--	--	-\$10.00	Deducted	11/02/2020 04:05:39	Refund
U-8	--	Withdrawn (PayPal, ID withdrawal: 6)	--	--	-\$5.00	Deducted	11/02/2020 04:05:24	Refund
C-34	23	Purchased: Hummingbird printed t-shirt - Size : XL- Color : Black	\$16.90	16	\$27.04	Approved	11/02/2020 03:55:36	Cancel
C-27	23	Purchased: Hummingbird printed t-shirt - Size : S- Color : White	\$16.90	15	\$25.35	Pending	11/02/2020 03:55:35	Approve
C-28	23	Purchased: Hummingbird printed t-shirt - Size : S- Color : Black	\$16.90	22	\$55.78	Pending	11/02/2020 03:55:35	Approve
C-29	23	Purchased: Hummingbird printed t-shirt - Size : M- Color : White	\$16.90	25	\$63.38	Pending	11/02/2020 03:55:35	Approve
C-30	23	Purchased: Hummingbird printed t-shirt - Size : M- Color : Black	\$16.90	30	\$76.06	Pending	11/02/2020 03:55:35	Approve
C-31	23	Purchased: Hummingbird printed t-shirt - Size : L- Color : White	\$16.90	35	\$88.74	Pending	11/02/2020 03:55:35	Approve
C-32	23	Purchased: Hummingbird printed t-shirt - Size : L- Color : Black	\$16.90	40	\$101.41	Pending	11/02/2020 03:55:35	Approve
C-33	23	Purchased: Hummingbird printed t-shirt - Size : XL- Color : White	\$16.90	20	\$50.71	Pending	11/02/2020 03:55:35	Approve
U-7	--	Converted into voucher #6CCKYCX	--	--	-\$5.00	Deducted	10/27/2020 00:00:57	Refund
U-6	--	Withdrawn (PayPal, ID withdrawal: 5)	--	--	-\$10.00	Deducted	10/26/2020 23:55:57	Refund
U-5	--	Withdrawn (PayPal, ID withdrawal: 4)	--	--	-\$15.00	Deducted	10/26/2020 23:45:33	Refund
C-23	22	Purchased: The best is yet to come Framed poster - Dimension : 40x60cm	\$21.11	15	\$31.67	Approved	10/26/2020 23:43:39	Cancel
C-24	22	Purchased: The best is yet to come Framed poster - Dimension : 60x90cm	\$35.67	20	\$71.34	Pending	10/26/2020 23:43:39	Approve
C-25	22	Purchased: The best is yet to come Framed poster - Dimension : 80x120cm	\$57.51	30	\$172.54	Pending	10/26/2020 23:43:39	Approve
C-26	22	Purchased: Mug The adventure begins	\$8.66	16	\$13.86	Pending	10/26/2020 23:43:39	Approve
C-20	21	Purchased: The best is yet to come Framed poster - Dimension : 40x60cm	\$21.11	1	\$0.21	Pending	10/26/2020 23:31:20	Approve

Showing 1 to 20 of 40 (2 Pages)

Back

V. REWARD SETTINGS

Wholesale B2B module allows store admin to configure the rewards that wholesale customers will earn after purchasing wholesale products. Navigate to **"Settings" > "Reward settings"** page to edit these options as store admin prefer.



Dashboard Customers Rewards Withdrawals Orders Applications Promotion Documentation Settings

Settings > Reward settings

Reward settings

General Reward usage Withdrawal methods Reward status

Allow wholesale customer to earn reward when purchasing products Yes

* Applicable wholesale levels All Starter Level 1 Level 2 Level 3
Only wholesale customers in the selected levels can receive rewards when they purchase products

How to calculate reward? Based on percentage of total product price Give a fixed amount for each purchased product
This is global setting for all products, you can set particular options for each product on product edit page under "Wholesale" tab

Reward type General reward range for all wholesale levels Particular reward range for each wholesale level
This is global setting for all products, you can set particular options for each product on product edit page under "Wholesale" tab

Reward ranges

Starting at (units)	Reward value	
5	10%	<input type="button" value="Edit"/> <input type="button" value="Delete"/>
10	20%	<input type="button" value="Edit"/> <input type="button" value="Delete"/>
30	30%	<input type="button" value="Edit"/> <input type="button" value="Delete"/>

Applicable product categories All product categories Specific product categories
Wholesale customers get rewards when they purchase products in selected categories

Include specific products
Wholesale customers will earn a reward when they buy these specific products even if they are not in the selected categories above

Exclude specific products
Wholesale customers will not earn a reward when they buy these specific products even if they are not in the selected categories above

Multiply reward by product quantity Yes
The total reward that a wholesale customer can earn will be calculated by the reward amount of one product unit multiply with the number of products that wholesale customer bought

Exclude tax before calculating reward No

Do not give reward if wholesale customer buys discounted products No

Recalculate reward when admin add/edit order Yes

Maximum reward amount per order USD
Limit the maximum reward amount giving for each order

Reward availability Day(s)
Reward will be expired if not used by customers within this limited time since they get it. Leave blank to make reward available all the time. If you set any value for this field, please also set up cronjob so that when this condition is satisfied, cronjob will update status of the reward

1. Reward usage settings

After earning reward by successfully purchasing products with large quantity, wholesale customers can use this reward to pay for order, convert into voucher codes or withdraw to their bank account. On this page, store admin can configure the reward usage for wholesale customers.

Dashboard Customers Rewards Withdrawals Orders Applications Promotion Documentation Settings

Settings > Reward settings

Reward settings

General **Reward usage** Withdrawal methods Reward status

Allow wholesale customers to pay for their order using reward balance Yes

Minimum reward balance required to be usable to pay for order USD
Reward balance need to exceed this value to allow customers to use it for checkout process. Leave blank to allow customers to use reward balance without this limit

Maximum reward balance can be used to pay for each order USD
The maximum amount of reward that can be used to pay for each order when customer checkout. Leave blank to allow customer to pay for their orders using any amount of reward they have in their account

Allow customers to convert reward balance into voucher Yes
They can use this voucher when checking out their order

Minimum reward balance required to be usable to convert into voucher USD
Reward balance need to exceed this value to allow customers to convert into voucher. Leave blank to allow customer to use reward balance without this limit

Maximum reward balance that can be converted into voucher (each time) USD
The maximum amount of reward balance that customer can convert into voucher code (each time they do that). Leave blank to allow customer to convert any amount of reward balance into voucher code.

Display "Convert voucher" message in shopping cart Yes

Discount name

Allow customer to withdraw reward Yes
Enable this feature to allow customers to withdraw their reward balance to their bank account, PayPal account, Amazon gift card, etc. Create withdrawal methods you want in "Withdrawal methods" tab

Minimum reward balance required to be usable to withdraw USD
Customer balance need to exceed this value to allow customers to withdraw. Leave blank to allow customer to use reward balance without this limit

Maximum amount can withdraw each request USD
Maximum amount of reward balance that customer can withdraw (each time). Leave blank to allow customer to withdraw any amount of reward balance they have in their account.

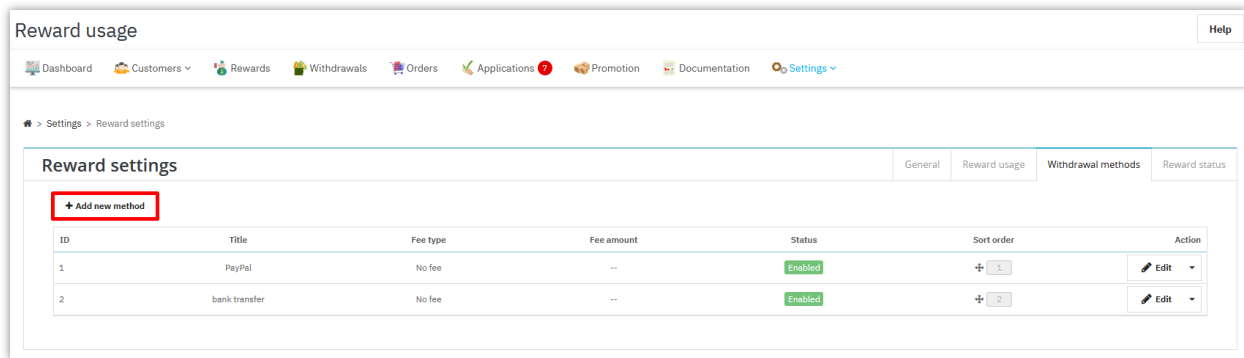
Require invoice? No
Ask customer to submit an invoice when they withdraw their reward balance.

Require customer to wait until the last pending withdrawal request to be processed to submit a new one? No
Enable this option will limit customer to be able to submit a new withdrawal request if the last one still being processed

2. Withdrawal methods

Wholesale customers can send a withdrawal request to store admin and receive their reward money. Store admin should set up a payment method to enable wholesale customers to submit their withdrawal request.

Wholesale B2B has already created a default payment method for you. To add a new payment method, please click on **“Add new method”** button.



The screenshot displays the 'Reward usage' settings interface. At the top, there is a navigation bar with icons for Dashboard, Customers, Rewards, Withdrawals, Orders, Applications, Promotion, Documentation, and Settings. Below this, the breadcrumb path is 'Settings > Reward settings'. The main content area is titled 'Reward settings' and has four tabs: 'General', 'Reward usage', 'Withdrawal methods' (which is active), and 'Reward status'. In the 'Withdrawal methods' tab, there is a red-bordered button labeled '+ Add new method'. Below the button is a table with the following columns: ID, Title, Fee type, Fee amount, Status, Sort order, and Action. The table contains two rows: ID 1 with Title 'PayPal', Fee type 'No fee', Fee amount '--', Status 'Enabled', Sort order '+ 1', and Action 'Edit'; and ID 2 with Title 'bank transfer', Fee type 'No fee', Fee amount '--', Status 'Enabled', Sort order '+ 2', and Action 'Edit'.

ID	Title	Fee type	Fee amount	Status	Sort order	Action
1	PayPal	No fee	--	Enabled	+ 1	Edit
2	bank transfer	No fee	--	Enabled	+ 2	Edit

Next, please enter payment method name >> select payment fee type >> enter estimated processing time. Turn “Enable” option to “YES” then click “Save” button.

Dashboard Customers Rewards Withdrawals Orders Applications Promotion Documentation Settings

Settings > Reward settings

Create New Withdrawal Method

General Reward usage **Withdrawal methods** Reward status

*Method name en

Fee type Fixed amount each withdrawal request

*Fee (fixed amount) USD

Description

Estimated processing time day(s)

Logo No file selected
Accepted formats: jpg, jpeg, png, gif, webp. Limit 8MB

Enabled No

Withdrawal method fields

You can add several input fields (Bank account number, PayPal address, etc.) to collect necessary information from customers to process their withdrawal request. Drag and drop to sort payment method fields

+ Add new field

Save Back

After saving new payment method, you can add several input fields (Bank account number, PayPal address, etc.) to collect necessary information from wholesale customers to process their withdrawal request.

Click on **“Add new field”** button to add payment input fields.

Withdrawal method fields

You can add several input fields (Bank account number, PayPal address, etc.) to collect necessary information from customers to process their withdrawal request. Drag and drop to sort payment method fields

PayPal Email

*Field title PayPal email en

Method field type Text

Description Type your PayPal email to receive money en

Required Yes

Enabled Yes

+ Add new field

Save Back

Enter method field title >> Select field type >> Add description (optional) >> Set this field as required or not >> Turn "Enable" option to "YES". Click "Save" to finish.

❖ **How wholesale customers can submit their withdrawal request.**

Wholesale customers will click on payment method name to select their prefer payment method.

Home / My account / My wholesale customer account / Withdrawals

Dashboard
Rewards
Withdrawals
Vouchers
Profile
Documentation

Select one of available payment methods below to submit your money withdrawal request

Logo	Method	Description	Estimate processing time	Fee	Available balance for withdrawal
	PayPal	The fastest method to withdraw funds, directly to your local bank account!	30 day(s)	Free	\$280.39

YOUR LAST WITHDRAWAL REQUESTS

ID	Withdraw method	Amount	Status	Processed date	Description
7	PayPal	\$10.00	Pending	2020-12-05 21:41:11	Withdrawn (PayPal, ID withdrawal: 7)
6	PayPal	\$5.00	Approved	2020-12-02 04:05:24	Withdrawn (PayPal, ID withdrawal: 6)
5	PayPal	\$10.00	Approved	2020-11-25 23:55:57	Withdrawn (PayPal, ID withdrawal: 5)
4	PayPal	\$15.00	Pending	2020-11-25 23:45:33	Withdrawn (PayPal, ID withdrawal: 4)
2	PayPal	\$1.00	Pending	2020-10-02 20:45:17	Withdrawn (PayPal, ID withdrawal: 2)
1	PayPal	\$1.00	Approved	2020-09-26 04:59:59	Withdrawn (PayPal, ID withdrawal: 1)

Showing 1 to 6 of 6 (1 Page)

< Back to wholesale customer account Home

Wholesale customers will need to fill in the withdrawal request form to be able to submit their request:

Home / My account / My wholesale customer account / Withdrawals

- Dashboard
- Rewards
- Withdrawals**
- Vouchers
- Profile
- Documentation

SUBMIT WITHDRAWAL REQUEST

Withdrawal methods: **PayPal**
 Fee: **Free**
 Estimated processing time: 30 days
 Balance available for withdrawal: **\$280.39**
 Description: The fastest method to withdraw funds, directly to your local bank account!

Please fill in the fields below with required information then submit your withdrawal request.

Amount to withdraw

\$

You will receive:
\$5.00

Note: Withdrawal fee has been calculated.

Additional information

* PayPal Email
Type your PayPal email to receive money

* Phone
Type your phone number

* First Name
Type your first name

* Last Name
Type your last name

*Note: Please enter the required information above exactly to receive your funds. Wrong information may result in losing the money that you're withdrawing

WITHDRAW FUNDS
CANCEL

[Back to wholesale customer account](#) [Home](#)

Store admin can view and manage all withdrawal requests on **“Withdrawals”** page:

Dashboard Customers Rewards **Withdrawals** Orders Applications Promotion Documentation Settings

Withdrawals

Withdrawals 10

ID	Customer name	Withdraw method	Amount	Status	Description	Action
10	Demo Demo	PayPal	\$71.50	Pending	Withdrawn (PayPal, ID withdrawal: 10)	View
9	demo demo	PayPal	\$100.00	Pending	Withdrawn (PayPal, ID withdrawal: 9)	View
8	demo demo	PayPal	\$10.00	Pending	Withdrawn (PayPal, ID withdrawal: 8)	View
7	demo demo	PayPal	\$24.99	Approved	Withdrawn (PayPal, ID withdrawal: 7)	View
6	Hang Bui	PayPal	\$10.00	Pending	Withdrawn (PayPal, ID withdrawal: 6)	View
5	demo demo	PayPal	\$6.13	Approved	Withdrawn (PayPal, ID withdrawal: 5)	View
4	Demo Demo	PayPal	\$30.00	Pending	Withdrawn (PayPal, ID withdrawal: 4)	View
3	Demo Demo	PayPal	\$10.00	Pending	Withdrawn (PayPal, ID withdrawal: 3)	View
2	Demo Demo	PayPal	\$50.00	Declined	Withdrawn (PayPal, ID withdrawal: 2) - Deducted reward	View
1	demo demo	PayPal	\$9.45	Approved	Withdrawn (PayPal, ID withdrawal: 1)	View

Showing 1 to 10 of 10 (1 Page)

3. Reward status

On this page, you can configure how reward status will be set in specific conditions.

Reaward status

Dashboard Customers Rewards Withdrawals Orders Applications Promotion Documentation Settings

Settings > Reward settings

Reward settings

General Reward usage Withdrawal methods **Reward status**

Reward will be created with "Pending" status if order status is

- Authorized. To be captured by merchant
- Awaiting bank wire payment
- Awaiting Cash On Delivery validation
- Awaiting check payment
- Canceled
- Delivered
- On backorder (not paid)
- On backorder (paid)
- Partial payment
- Partial refund
- Payment accepted
- Payment error
- Processing in progress
- Refunded
- Remote payment accepted
- Shipped
- Waiting for payment

Reward will be created with "Approved" status if order status is

- Authorized. To be captured by merchant
- Awaiting bank wire payment
- Awaiting Cash On Delivery validation
- Awaiting check payment
- Canceled
- Delivered
- On backorder (not paid)
- On backorder (paid)
- Partial payment
- Partial refund
- Payment accepted
- Payment error
- Processing in progress
- Refunded
- Remote payment accepted
- Shipped
- Waiting for payment

Only validate reward if order has been changed to statuses above for Days

The reward status will remain "Pending" until the required number of days is exceeded. Leave this field blank for instant reward validation when the order status is changed to one of the statuses above. Cronjob setup is required to make this work: [Configure cronjob here](#)

Cancel reward if order status is

- Authorized. To be captured by merchant
- Awaiting bank wire payment
- Awaiting Cash On Delivery validation
- Awaiting check payment
- Canceled
- Delivered
- On backorder (not paid)
- On backorder (paid)
- Partial payment
- Partial refund
- Payment accepted
- Payment error
- Processing in progress
- Refunded
- Remote payment accepted
- Shipped
- Waiting for payment

Save

Remember to save all your configuration. And now your wholesale program is ready to welcome the first customer!

To view all wholesale customer rewards, store admin can navigate to **“Rewards”** page. From this page, store admin can approve / cancel / delete a **“Pending”** reward or deduct, refund a reward.

ID	Customer name	Order ID	Note	Product price	Product quantity	Reward	Status	Date	Action
U-156	Demo Demo	--	Withdrawn (PayPal, ID withdrawal: 10)	--	--	-\$28.50	Deducted	09/20/2024 09:34:23	Refund
U-155	Demo Demo	--	Withdrawn (PayPal, ID withdrawal: 10)	--	--	-\$71.50	Deducted	09/20/2024 09:34:20	Refund
U-154	demo demo	--	Withdrawn (PayPal, ID withdrawal: 9)	--	--	-\$100.00	Deducted	09/10/2024 07:55:32	Refund
C-345	demo demo	103	Purchased: Pack Mug + Framed poster	\$24.50	15	\$73.50	Pending	09/10/2024 07:54:13	Approve
C-344	demo demo	103	Purchased: Mug The best is yet to come	\$8.33	16	\$26.66	Pending	09/10/2024 07:54:11	Approve
U-153	demo demo	--	Withdrawn (PayPal, ID withdrawal: 8)	--	--	-\$10.00	Deducted	09/06/2024 03:03:36	Refund
C-342	demo demo	102	Purchased: Hummingbird printed t-shirt (Size: S - Color: White)	\$16.73	15	\$50.19	Pending	08/28/2024 09:29:35	Approve
U-152	demo demo	--	Converted into voucher #SRYTOSO4	--	--	-\$50.00	Deducted	08/24/2024 21:19:56	Refund
U-151	demo demo	--	Converted into voucher #RNCA1JQA	--	--	-\$49.82	Deducted	08/24/2024 21:19:53	Refund
U-150	demo demo	--	Converted into voucher #RNCA1JQA	--	--	-\$0.18	Deducted	08/24/2024 21:19:51	Refund
C-339	Demo Demo	101	Purchased: Mug The best is yet to come	\$8.33	15	\$24.99	Approved	08/22/2024 08:24:03	Cancel
U-149	Demo Demo	101	Utilisé pour payer la commande #101	--	--	-\$7.62	Deducted	08/22/2024 08:24:03	Refund
U-146	Demo Demo	101	Utilisé pour payer la commande #101	--	--	-\$15.00	Deducted	08/22/2024 08:24:01	Refund
U-147	Demo Demo	101	Utilisé pour payer la commande #101	--	--	-\$45.00	Deducted	08/22/2024 08:24:01	Refund
U-148	Demo Demo	101	Utilisé pour payer la commande #101	--	--	-\$64.33	Deducted	08/22/2024 08:24:01	Refund
C-337	demo demo	100	Purchased: Mug Today is a good day	\$8.33	15	\$24.99	Pending	08/20/2024 14:00:58	Approve
C-336	Miles N	99	Purchased: Brown bear cushion (Color: Black)	\$18.90	10	\$37.80	Approved	08/15/2024 06:25:30	Cancel
C-335	Miles N	99	Purchased: Brown bear cushion (Color: White)	\$18.90	15	\$66.70	Approved	08/15/2024 06:25:27	Cancel
C-334	Miles N	99	Purchased: Mountain fox - Vector graphics	\$9.00	15	\$27.00	Approved	08/15/2024 06:25:25	Cancel
C-333	Miles N	99	Purchased: Mountain fox cushion (Color: Black)	\$18.90	15	\$66.70	Approved	08/15/2024 06:25:24	Cancel

Wholesale customers can also view their reward status from **“My wholesale customer account”** area from store frontend:

Home / My account / My wholesale customer account / Rewards

- [Dashboard](#)
- [Rewards](#)
- [Withdrawals](#)
- [Vouchers](#)
- [Profile](#)
- [Documentation](#)

REWARDS 40

ID	Reward	Note	Price	Quantity	Status	Date
U-11	-\$10.00	Converted into voucher #KM3QV1IC	--	--	Deducted	11/05/2020 21:41:57
U-10	-\$10.00	Withdrawn (PayPal, ID withdrawal: 7)	--	--	Deducted	11/05/2020 21:41:11
U-9	-\$10.00	Converted into voucher #WPS2IN4W	--	--	Deducted	11/02/2020 04:05:39
U-8	-\$5.00	Withdrawn (PayPal, ID withdrawal: 6)	--	--	Deducted	11/02/2020 04:05:24
C-34	\$27.04	Purchased: Hummingbird printed t-shirt - Size : XL- Color : Black	\$16.90	16	Approved	11/02/2020 03:55:36
C-27	\$25.35	Purchased: Hummingbird printed t-shirt - Size : S- Color : White	\$16.90	15	Pending	11/02/2020 03:55:35
C-28	\$55.78	Purchased: Hummingbird printed t-shirt - Size : S- Color : Black	\$16.90	22	Pending	11/02/2020 03:55:35
C-29	\$63.38	Purchased: Hummingbird printed t-shirt - Size : M- Color : White	\$16.90	25	Pending	11/02/2020 03:55:35
C-30	\$76.06	Purchased: Hummingbird printed t-shirt - Size : M- Color : Black	\$16.90	30	Pending	11/02/2020 03:55:35
C-31	\$88.74	Purchased: Hummingbird printed t-shirt - Size : L- Color : White	\$16.90	35	Pending	11/02/2020 03:55:35

Showing 1 to 10 of 40 (4 Pages) 1 2 3 4 > >>

[Back to wholesale customer account](#) [Home](#)

VI. PRIVATE SHOP SETTINGS

Private shop only allows registered wholesale customers to access and purchase wholesale products. You can set private status for the entire store or set private status for selected categories / products only.

Private shop Help

Dashboard Customers Rewards Withdrawals Orders Applications Promotion Documentation Settings


Settings > Private shop

Private shop


Enable private shop Yes
Only allow approved wholesale customers to access shop

Private mode
 Entire shop
 Disable shopping only

Logo Add file
Accepted formats: jpg, png, jpeg, webp. Limit: 8 Mb



Background image Add file
Accepted formats: jpg, png, jpeg, webp. Limit: 8 Mb



Background color #502060

Enable reCaptcha for wholesale registration form Yes

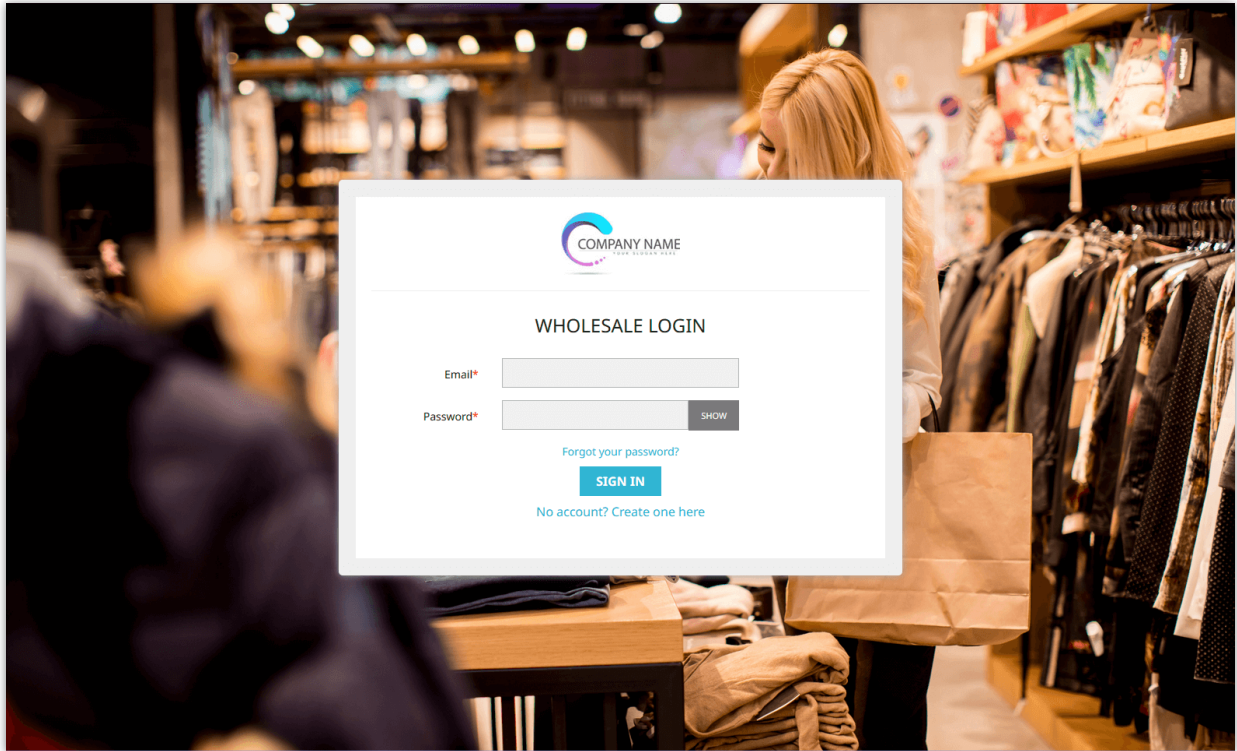
Captcha type Google reCaptcha v2

* Site key

* Secret key

Get Site key and Secret key <https://www.google.com/recaptcha/admin/create>

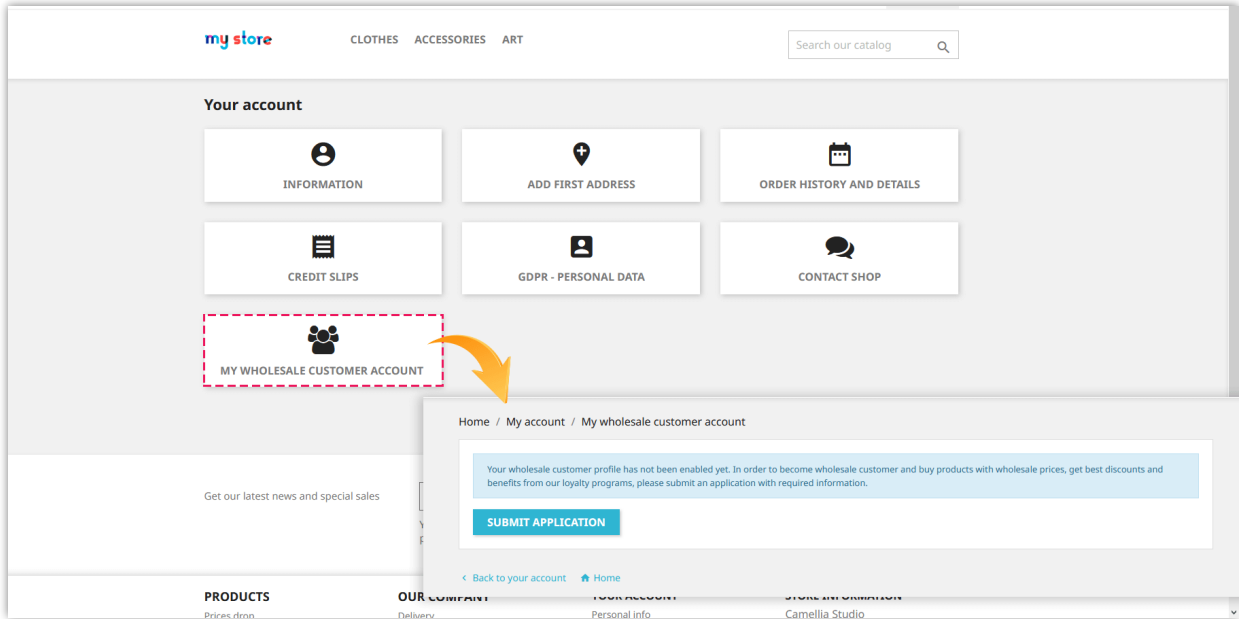
Here is a sample of the private shop login screen:



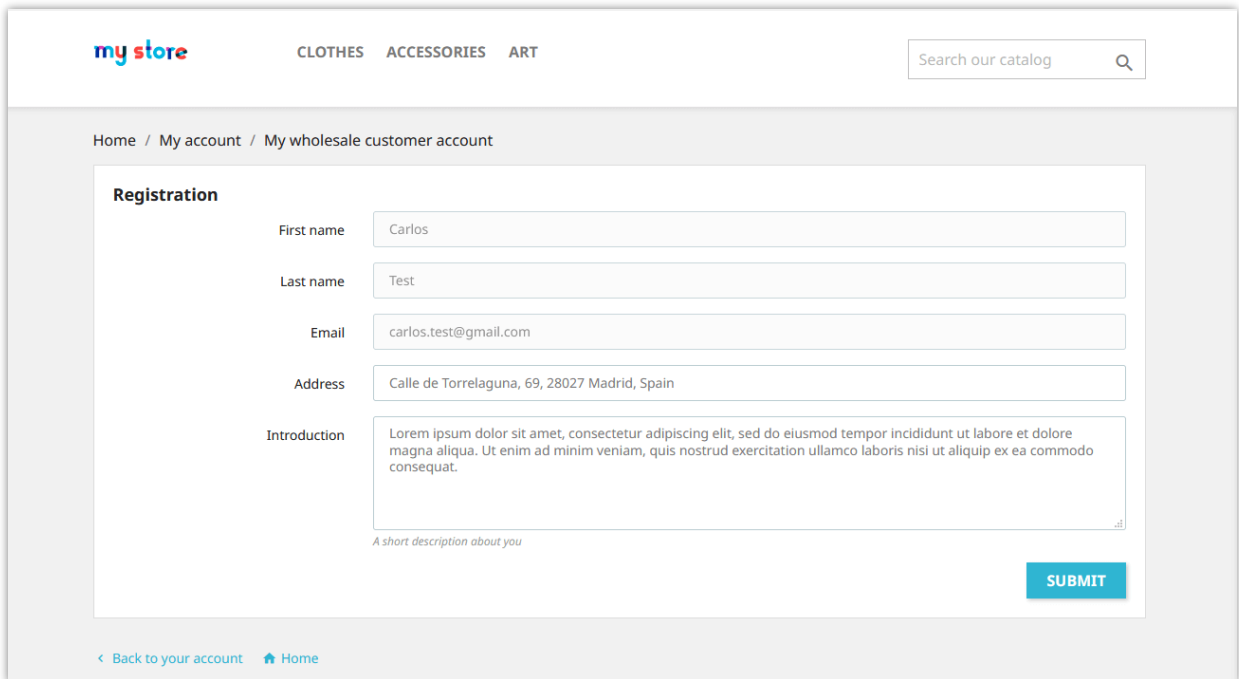
VII. MANAGING WHOLESALE CUSTOMER'S APPLICATION

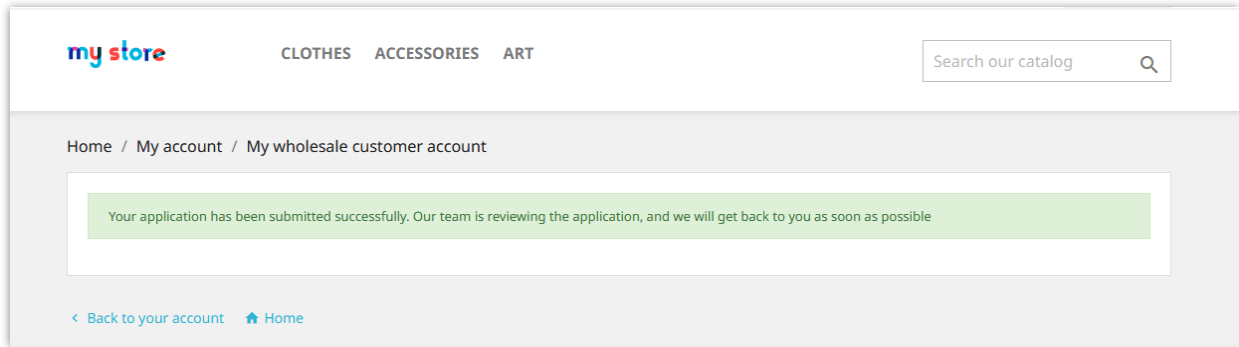
Any registered customers can become a wholesale customer on your PrestaShop store. Customers will need to apply an application to be able to join your wholesale program.

From "**My account**" page, customer will find "**My wholesale customer account**" area. They can manage everything related to their wholesale account by accessing this area.

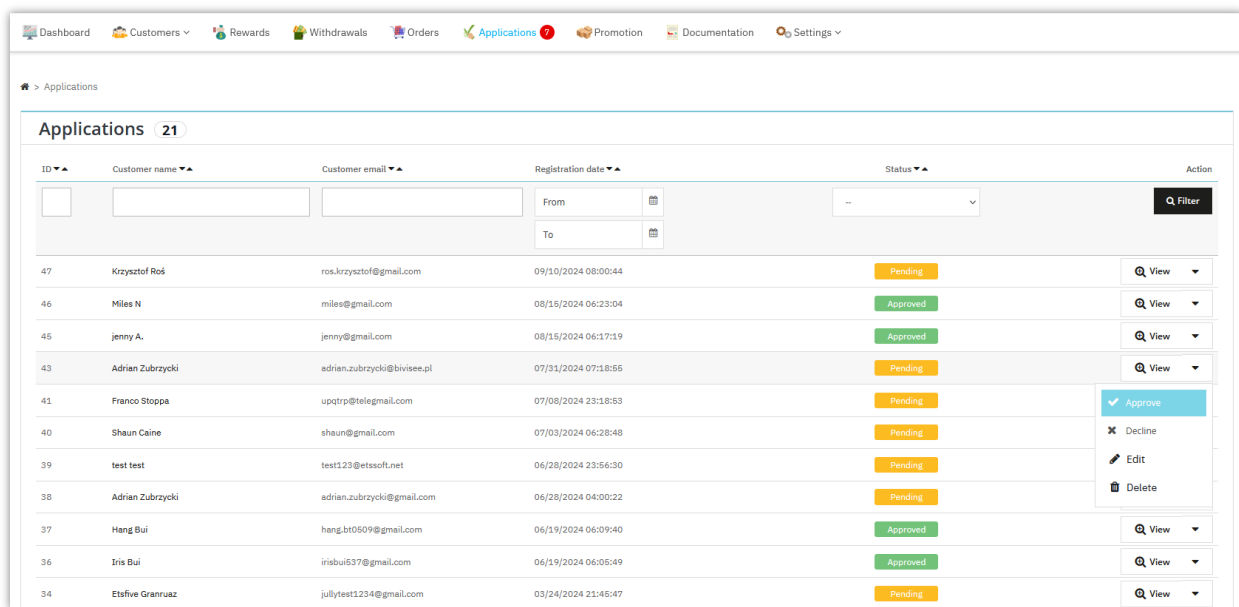


Customers need to enter all necessary information (which is required by store admin on “Settings > Conditions” page from module backend).





Store admin can view and manage all retailer applications from “**Applications**” page.



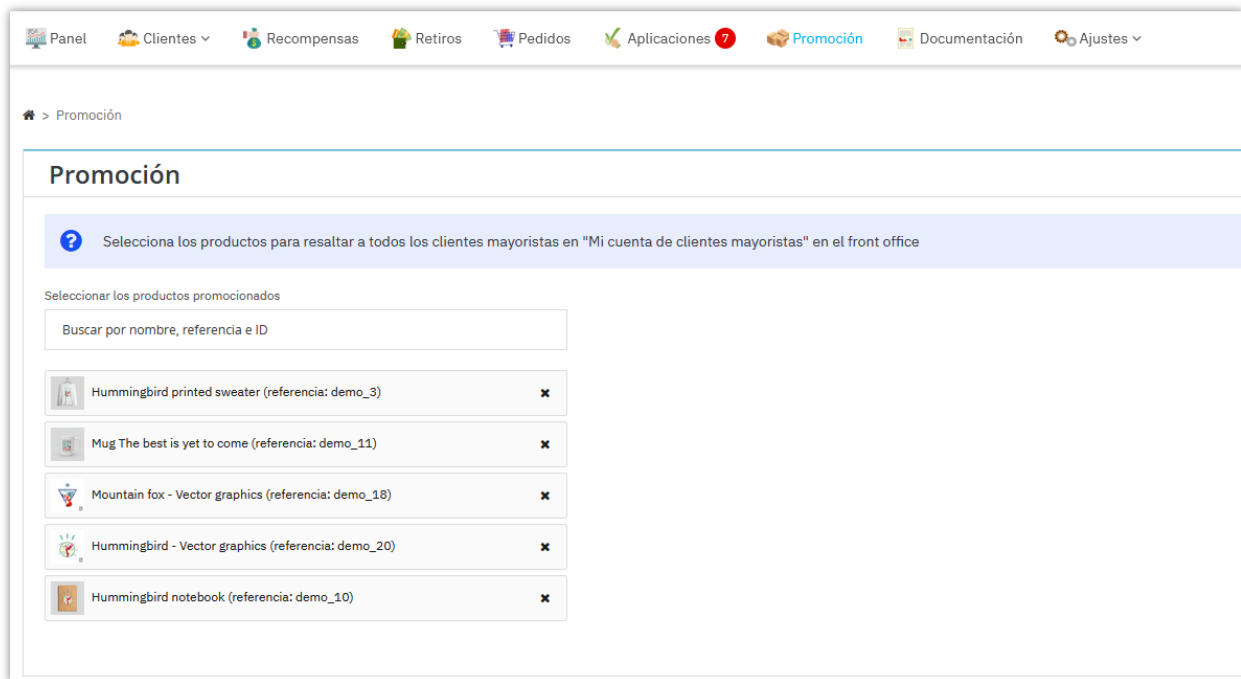
Store admin will check the information and approve/decline the register application.

VIII. MANAGING PROMOTED PRODUCTS AND WHOLESALE ORDERS

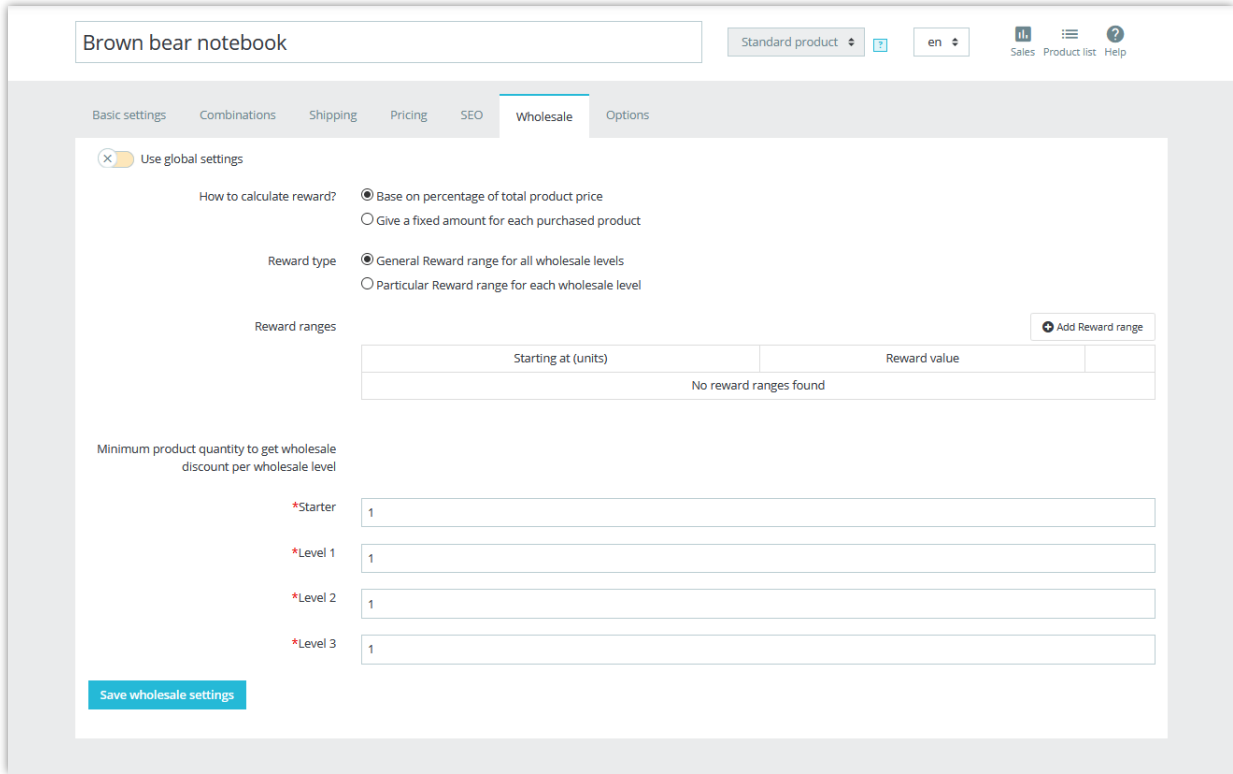
1. Managing promoted products

Promoted products are the products displayed in “**My wholesale customer account**” area.

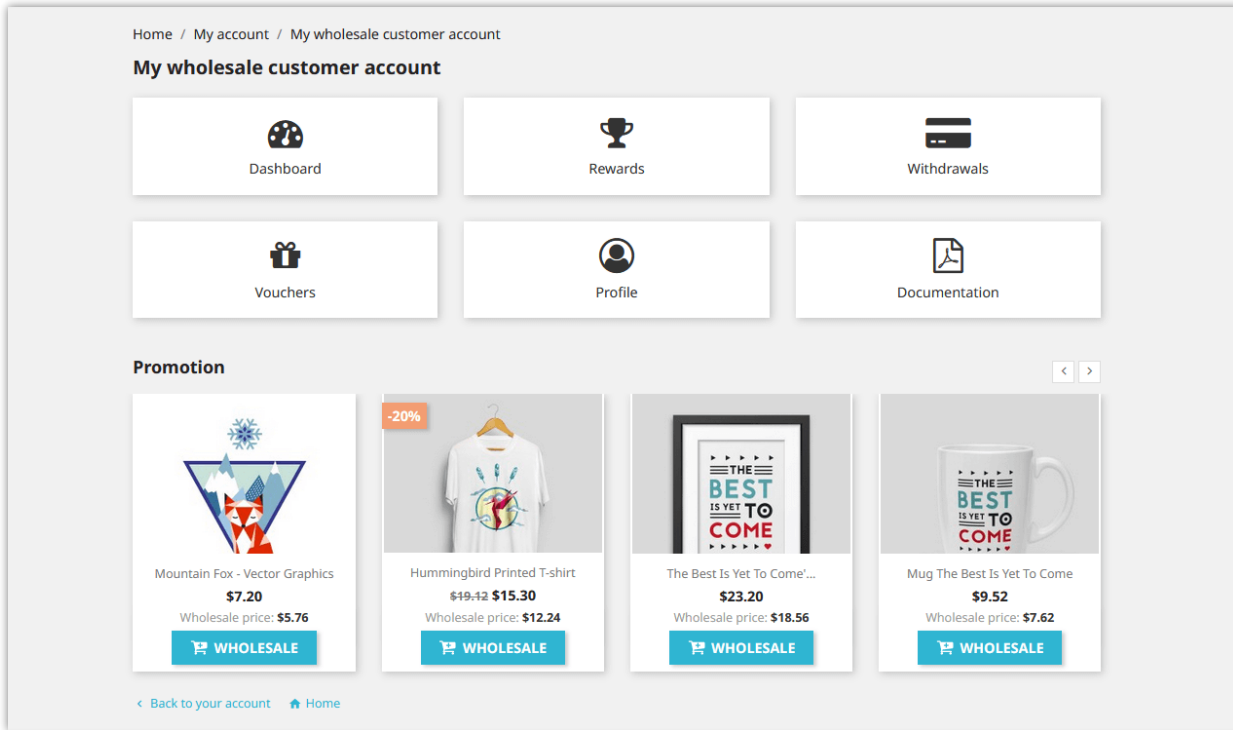
Store admin can view and manage the promoted products through “**Promotion**” page. Admin can search and select any existing products to become the promoted products.



Store admin can also configure the wholesale settings for any specific product by navigating to the “**Wholesale settings**” tab on the product editing page.



Wholesale customers can view all promoted products from **“My wholesale customer account”** area from store front end:



2. Managing wholesale orders

All orders containing products with wholesale prices will appear on the **“Orders”** page. Store admin can view both wholesale information and order information on the order detail page.

ID	Order reference	Customer name	Total quantity	Total payment	Discounts	Rewards	Status	Date	Action
104	OZWBATWFM	Demo Demo	1	\$42.90	\$16.39	--	Awaiting bank wire payment	09/16/2024 12:28:53	View
103	HNNFUGSHE	demo demo	31	\$507.78	\$214.62	\$100.16	Awaiting Cash On Delivery validation	09/10/2024 07:54:11	View
102	EAURBQZNT	demo demo	15	\$257.95	\$107.55	\$50.19	Canceled	08/28/2024 09:29:35	View
101	TYQFYWKIF	Demo Demo	15	\$131.95	\$53.55	\$24.99	Payment accepted	08/22/2024 05:24:01	View
100	LWFTARRCU	demo demo	15	\$131.95	\$53.55	\$24.99	Awaiting Cash On Delivery validation	08/20/2024 14:00:58	View
99	HYZKBGLYD	Miles N	70	\$1,181.50	--	\$234.90	Payment accepted	08/15/2024 06:25:22	View
98	EOWYTLFI	Miles N	30	\$680.50	--	\$134.70	Payment accepted	08/15/2024 06:24:29	View
97	AHECYGBTV	jenny A.	20	\$173.60	\$71.40	\$33.32	Payment accepted	08/15/2024 06:22:13	View
96	XPZQGLWYJ	jenny A.	15	\$185.50	--	\$35.70	Payment accepted	08/15/2024 06:21:19	View
95	JRQZWKUAE	jenny A.	46	\$1,658.40	--	\$323.10	Payment accepted	08/15/2024 06:19:28	View
94	ZQFKTOLBI	demo demo	45	\$914.95	\$389.12	\$139.79	Payment accepted	08/15/2024 06:10:38	View
93	PHZTMOIOJ	demo demo	30	\$760.90	\$323.10	\$150.78	Payment accepted	08/15/2024 06:09:33	View
92	EHYQYHKNK	demo demo	30	\$408.52	\$172.08	\$80.30	Awaiting bank wire payment	08/01/2024 03:25:14	View
91	VGTTCFUFJ	demo demo	20	\$409.08	\$172.32	\$40.20	Awaiting Cash On Delivery validation	07/16/2024 21:49:05	View
90	QSOVFPZIX	demo demo	22	\$430.79	\$181.62	\$40.20	Payment accepted	07/16/2024 21:45:24	View
89	QZATRESUF	demo demo	1	\$27.30	\$8.70	--	Payment accepted	07/16/2024 21:36:59	View
88	UNJUEOJM	demo demo	5	\$31.50	\$13.50	\$3.15	Awaiting bank wire payment	06/29/2024 05:34:48	View
87	OYKOZLEF	Hang Bui	65	\$1,508.40	--	\$300.28	Payment accepted	06/19/2024 06:12:05	View
86	AIVPLUJHY	Iris Bui	25	\$324.50	--	\$31.75	Payment accepted	06/19/2024 06:08:03	View
85	XOIGOBIVN	demo demo	20	\$588.00	\$249.00	\$58.10	Payment accepted	06/19/2024 06:02:33	View

Información Del Cliente Al Por Mayor

Nombre del cliente	Miles N	Total del pedido	1.862,00 \$								
Correo electrónico del cliente	miles@gmail.com	Saldo total de recompensas	369,60 \$								
Fecha de registro	2024-08-15 06:23:22	Recompensa total	369,60 \$								
Nivel de venta al por mayor	Level 3	Retirado	0,00 \$								
Descuento	30,00%	Pago de pedidos	0,00 \$								
Rango de recompensa	<table border="1"> <thead> <tr> <th>A partir de (unidades)</th> <th>Valor de recompensa</th> </tr> </thead> <tbody> <tr> <td>5</td> <td>10%</td> </tr> <tr> <td>10</td> <td>20%</td> </tr> <tr> <td>30</td> <td>30%</td> </tr> </tbody> </table>	A partir de (unidades)	Valor de recompensa	5	10%	10	20%	30	30%	Convertir en cupón	0,00 \$
A partir de (unidades)	Valor de recompensa										
5	10%										
10	20%										
30	30%										
Estado	Activo	Total usado	0,00 \$								

La recompensa total que el cliente mayorista ganó con este pedido: 234,90 \$

Imagen	Producto	Precio	Cantidad	Precio total	Recompensa
	Mountain fox cushion (Color: White)	18,90 \$	15	283,50 \$	56,70 \$
	Mountain fox cushion (Color: Black)	18,90 \$	15	283,50 \$	56,70 \$
	Mountain fox - Vector graphics	9,00 \$	15	135,00 \$	27,00 \$
	Brown bear cushion (Color: White)	18,90 \$	15	283,50 \$	56,70 \$
	Brown bear cushion (Color: Black)	18,90 \$	10	189,00 \$	37,80 \$

Pago aceptado Actualizar el estado Ver factura Imprimir pedido Reembolso parcial ← →

Cliente

Mr. Miles N #46 [Ver todos los detalles](#)

Cliente Level 3 (predeterminado)

Email: miles@gmail.com

Pedidos realizados validados: 2

Cuenta registrada: 15/08/2024 06:23:04

Total gastado desde su registro: 1.862,00 \$

Dirección de envío: Miles N, tn, Alabama 11111, Estados Unidos

Dirección de facturación: Miles N, tn, Alabama 11111, Estados Unidos

[Nota Privada](#) +

Mensajes (0)

Elige el mensaje de tu pedido

Productos (5)

Producto	Precio unitario <small>Impuestos incluidos</small>	Cantidad	Disponible	Total <small>Impuestos incluidos</small>	Factura	Acciones
Mountain fox cushion (Color: White) Número de referencia: demo_15 Referencia del proveedor: demo_15_79	18,90 \$	15	269	283,50 \$	#IN000045	✎ 🗑
Mountain fox cushion (Color: Black) Número de referencia: demo_15 Referencia del proveedor: demo_15_80	18,90 \$	15	230	283,50 \$	#IN000045	✎ 🗑
Brown bear cushion (Color: White) Número de referencia: demo_16 Referencia del proveedor: demo_16_81	18,90 \$	15	285	283,50 \$	#IN000045	✎ 🗑
Brown bear cushion (Color: Black) Número de referencia: demo_16 Referencia del proveedor: demo_16_82	18,90 \$	10	290	189,00 \$	#IN000045	✎ 🗑
Mountain fox - Vector graphics Número de referencia: demo_18 Referencia del proveedor: demo_18	9,00 \$	15	131	135,00 \$	#IN000045	✎ 🗑

Artículos por página: ⌵ ⊕ Añadir un producto ⊖ Añadir un descuento

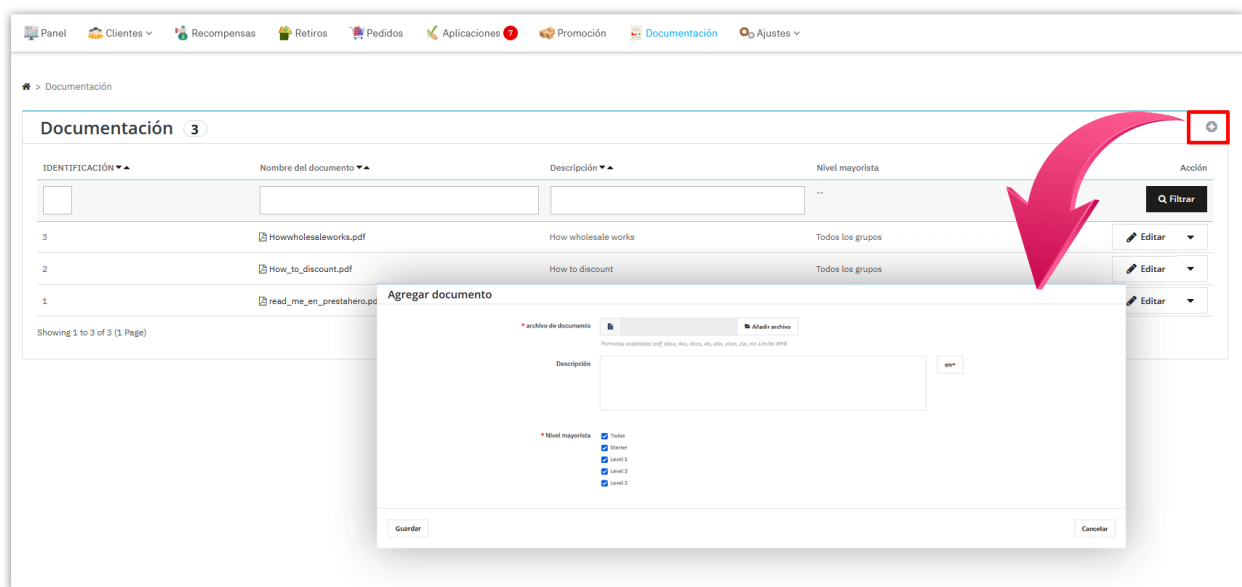
Productos	Transporte	Total
1.174,50 \$	7,00 \$	1.181,50 \$

Para este grupo de clientes, los precios se muestran con: Impuestos incluidos. Las devoluciones de mercancía están desactivadas

IX. MANAGING RETAILER DOCUMENTATIONS

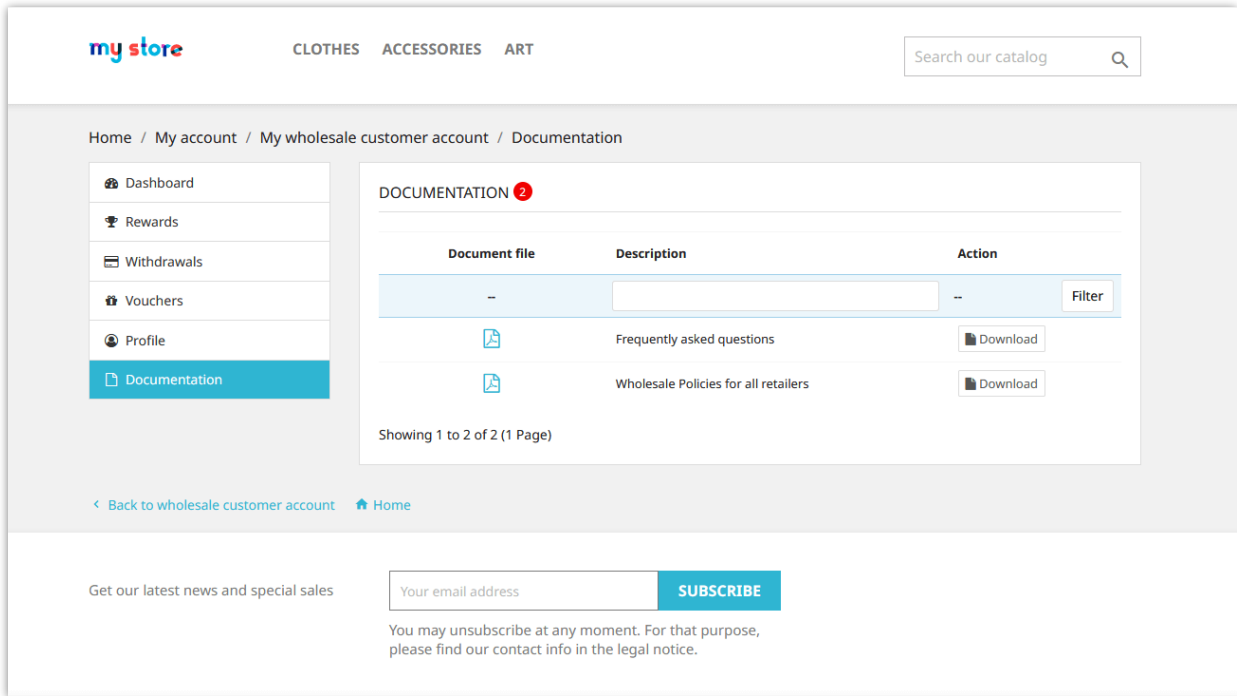
Store admin can upload and manage documentations for different wholesale levels. These documentations can be: pdf, docx, doc, docs, xls, xlsx, xlsxm, zip or rar file with size limitation of 8MB.

To upload a new documentation, please navigate to **“Documentations”** page > Click on **“Add new”** icon:



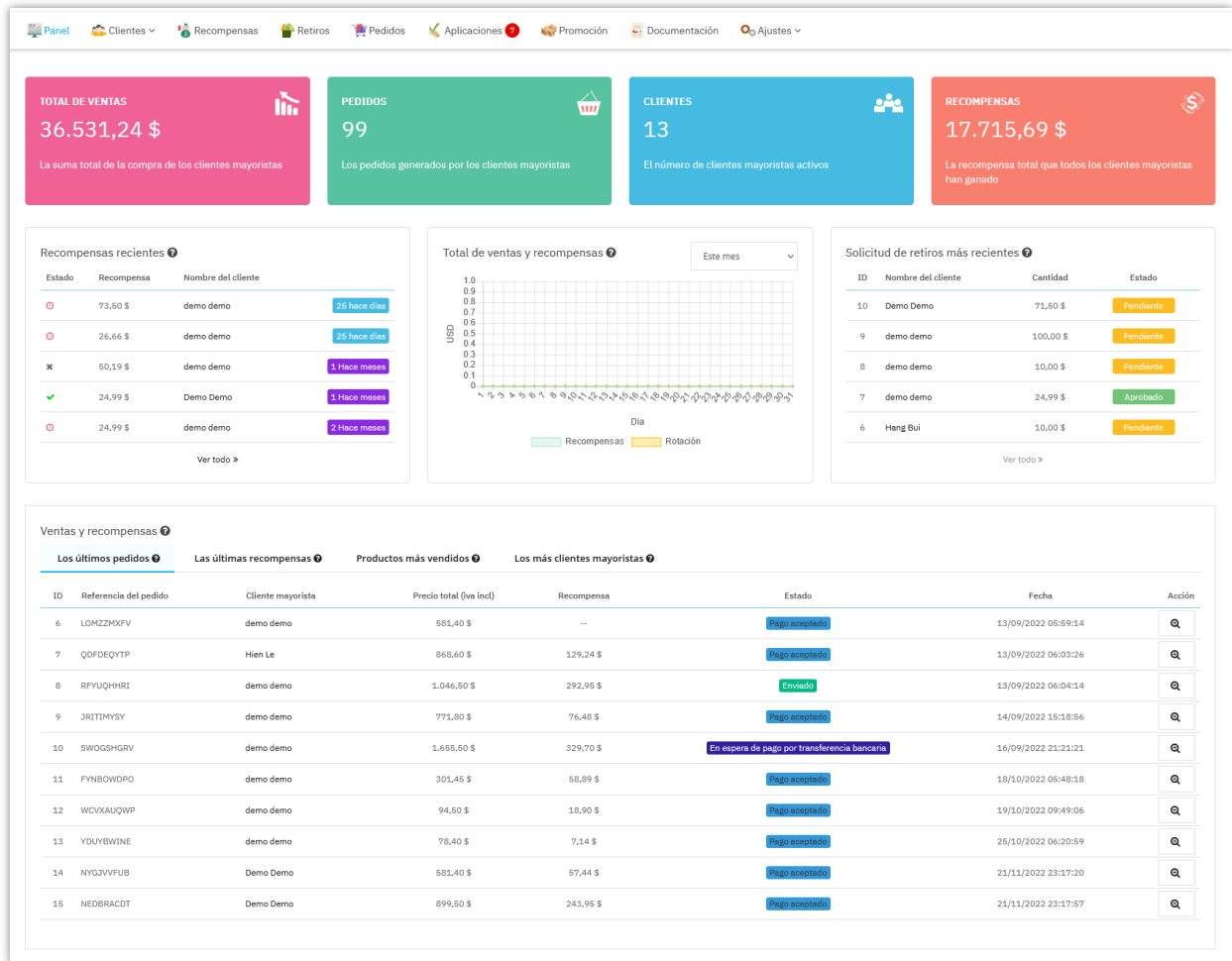
Select the file you want to upload. Enter the description for the file and select the wholesale levels who will be able to access your file. Click **“Save”** to finish.

Wholesale customers can view and download the documentation uploaded by store administration from **“My wholesale customer account”** area:

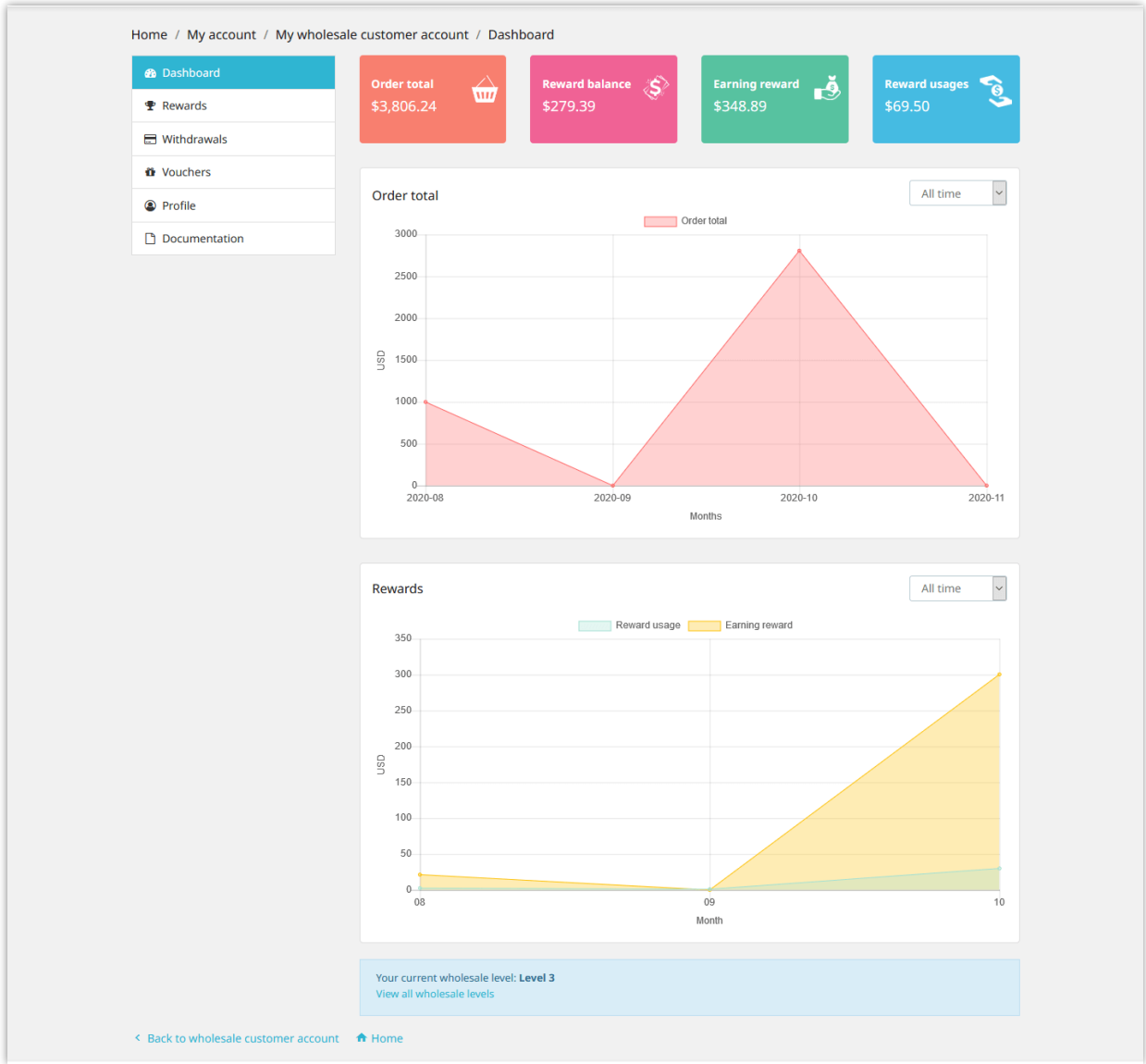


X. DASHBOARD

Wholesale B2B module comes with a dashboard with detailed statistic charts and helpful information. Store admin can have an overall look about wholesale activities through this dashboard.



Wholesale customers are also provided a dashboard on “My wholesale customer account” area to keep track of their reward status, detailed statistic data of reward usage, earning reward, etc.



XI. THANK YOU

Thank you again for purchasing our product and going through this documentation. We hope this document is helpful and efficient in the installation and usage of **Wholesale B2B** module. If you do have any questions for which the answer is not available in this document, please feel free to contact us.