



TOTAL PRODUCT SOLD

Display the number of total sold items for each product on the product detail page and product listing page.

A product of ETS-Soft

CONTENTS

I. INTRODUCTION	3
II. INSTALLATION	3
III. CONFIGURATION	3
IV. THANK YOU	9

I. INTRODUCTION

Total Product Sold is a PrestaShop sales count free module that helps you display the number of total sold items for each product on the product detail page and product listing page on the front office.

***Total Product Sold** is compatible with PrestaShop 1.7.x

II. INSTALLATION

- Navigate to "**Modules / Modules Manager**" > click on "**Upload a module / Select file**".
- Select the module file "**ets_totalproduct_sold.zip**" from your computer then click on "**Open**" to install.
- Click on "**Configure**" button of the module you just installed to open the module's configuration page.

III. CONFIGURATION

From your installed module list (located at "**Modules/Module Manager**"), find "**Total Product Sold**" then click on the "**Configure**" button to open its configuration page.

You will see the options below which are used to manage the display of the number of total sold items for each product on the front office.

Configure
Total Product Sold

Back Translate Check update Manage hooks

SETTINGS

Total product sold label en▼

Display total product sold on The product detail page
 The product listing page

Set the initial total product sold for your product
For example, if you enter "2", the total product sold displayed on the front office will be counted as "2 + the actual total product sold". Leave this field blank to show the actual sold quantity of the product.

Count a product as sold when order status is Select/Unselect all
 Payment accepted
 Processing in progress
 Shipped
 Delivered
 Canceled
 Refunded
 Payment error
 On backorder (paid)
 Remote payment accepted
 On backorder (not paid)
 Awaiting Cash On Delivery validation
 Awaiting check payment
 Awaiting bank wire payment

* Sold factor when ONE product item is successfully sold
Enter an integer such as 1, 3, 5, 10, etc. to be the calculated value when 1 item of the product is sold. For example, if you enter "5", when there are 2 items sold, the total product sold displayed on the front end will be "10" items.

Enable YES NO

Save

- **Total product sold label:** You can name the label to display outside the front end.
- **Display position:** You can choose to display the total product sold on the product detail page, product listing page, or both. Tick the box with the position you want to display.

Display on the product listing page:









Contact us English Currency: USD \$ Sign out Shaun Caine Cart (0)

my store Search our catalog

HOME

SAMPLE 1
EXCEPTEUR OCCAECAT
Lorem ipsum dolor sit amet, consectetur adipiscing elit. Proin tristique in tortor et dignissim. Quisque non tempor leo. Maecenas egestas sem elit

POPULAR PRODUCTS

 <p>-20%</p> <p>Hummingbird Printed T-shirt \$31.81 \$25.45 Sold: 6</p>	 <p>-20%</p> <p>Hummingbird Printed Sweater \$43.44 \$34.75 Sold: 12</p>	 <p>The Best Is Yet To Come'... \$38.60 Sold: 32</p>	 <p>The Adventure Begins Framed... \$38.60 Sold: 20</p>
 <p>Today Is A Good Day Framed... \$38.60 Sold: 27</p>	 <p>Mug The Best Is Yet To Come \$14.40 Sold: 8</p>	 <p>Mug The Adventure Begins \$14.40 Sold: 1</p>	 <p>Mug Today Is A Good Day \$14.40 Sold: 4</p>

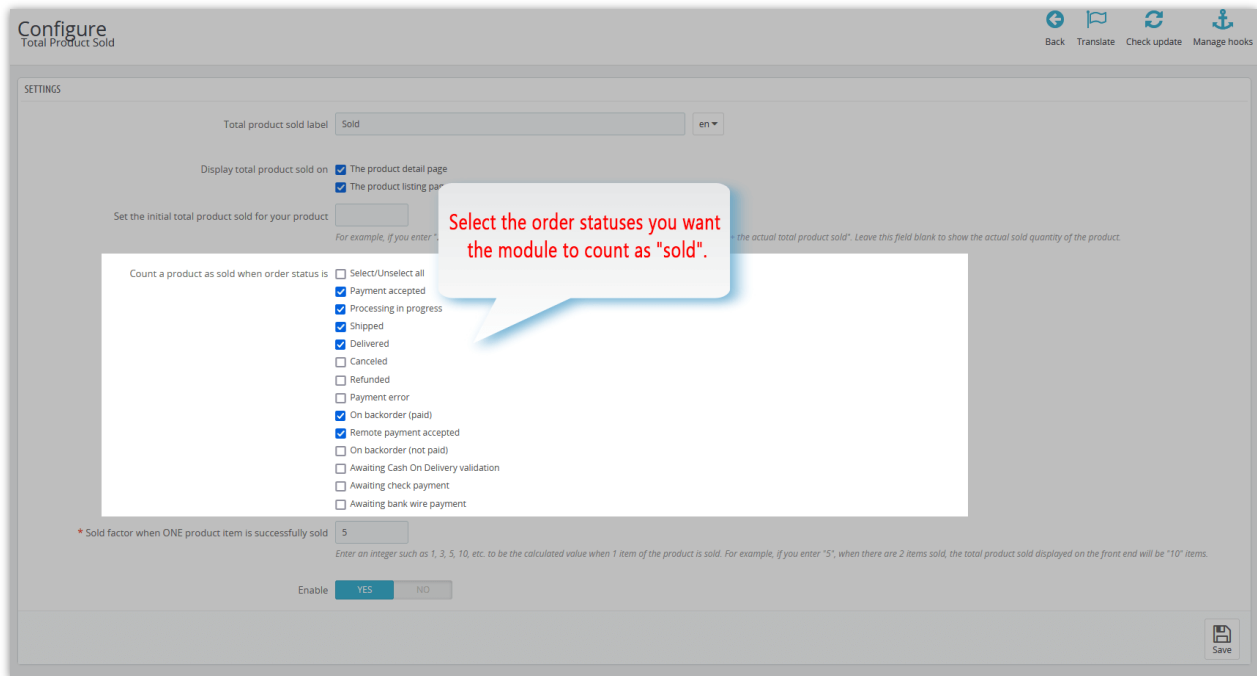
[All products >](#)

20% OFF ON CLOTHES
SEE MORE

Display on the product detail page:

The screenshot shows a product detail page for 'THE BEST IS YET TO COME' FRAMED POSTER. The page layout includes a search bar at the top right, a breadcrumb trail 'Home / Art / The best is yet to come' Framed poster', and a large product image of the framed poster. The poster features the text 'THE BEST IS YET TO COME' in a stylized font with decorative elements. To the right of the image, the product title is displayed, followed by the price '\$38.60' and 'Sold: 32'. Below this, there are three dimension options: '60x90cm', '80x120cm', and '40x60cm'. Under the 'Extra options' section, there are two checkboxes: 'Box include (\$3.00)' and 'Ironed (\$3.00)'. A 'Dimension' dropdown menu is set to '40x60cm'. At the bottom, there is a 'Quantity' selector set to '1' and an 'ADD TO CART' button.

- **You can set the initial total product sold for your product:** The module will add the number you set with the actual number of sold products, then display the total number in the front office.
- You can set up the module to automatically count a product as sold based on order status.



- You also can generate an ideal number of sold items to display on the front office by adding "**Sold factor**". Just enter an integer to be the calculated value when 1 item of the product is sold. For example, if you enter "5", when there are 2 items sold, the total product sold displayed on the front end will be "10" items.

Besides setting the display of the number of total sold items applied for all products in the store. You completely can set up to display the total sold number for a specific item:

- Open Product editing page of a specific product.
- Select the "**Modules**" tab then click on the "**Configure**" button of the **Total Product Sold** module.
- Enable "**Use specific settings for this product**".
- Fill in the required fields and "**Save**".


Pack Mug + Framed poster

Pack of products en Sales Product list Help

Basic settings Quantities Shipping Pricing SEO Options **Modules** Extra options

Choose module related options

These modules are relative to the product page of your shop.
To manage all your modules go to the [Installed module page](#)



Total Product Sold

1.0.1 by ETS-Soft


Display the number of total sold items for each product on the product detail page and product listing page.

[Configure](#)

Pack Mug + Framed poster

Pack of products en Sales Product list Help

Basic settings Quantities Shipping Pricing SEO Options **Modules** Extra options



Total Product Sold

1.0.1 by ETS-Soft

Display the number of total sold items for each product on the product detail page and product listing page.

Use specific settings for this product

NO YES

*Set the initial total product sold for your product

For example, if you enter "2", the total product sold displayed on the front office will be counted as "2 + the actual total product sold". Leave this field blank to show the actual sold quantity of the product.

*Sold factor when ONE product item is successfully sold

Enter an integer such as 1, 3, 5, 10, etc. to be the calculated value when 1 item of the product is sold. For example, if you enter "5", when there are 2 items sold, the total product sold displayed on the front end will be "10" items.

Module to configure

Total Product Sold

Preview Online

[Save](#)
[Duplicate](#)
[Go to catalog](#)
[Add new product](#)

IV. THANK YOU

Thank you again for downloading our product and going through this documentation. We hope this document is helpful and efficient in the installation and usage of **Total Product Sold** module. If you do have any questions for which the answer is not available in this document, please feel free to contact us.