

SMART DISCOUNT

Sell out fast with vanishing deals! Create auto-expiring discounts for categories or products. Spark urgency, boost sales, and manage stock like a pro.

A product of ETS-Soft

CONTENTS

I. INTRODUCTION	3
II. INSTALLATION	3
III. CONFIGURATION	3
IV. FRONT END	8
V. THANK YOU	10

I. INTRODUCTION

Spark urgency and ignite conversions with **Smart Discount**, the free PrestaShop module that empowers you to create expiring discounts for categories and products. Target promotions precisely, manage stock effortlessly, and track campaign performance with insightful analytics. Boost sales, optimize inventory, and gain valuable insights – all within a user-friendly interface.

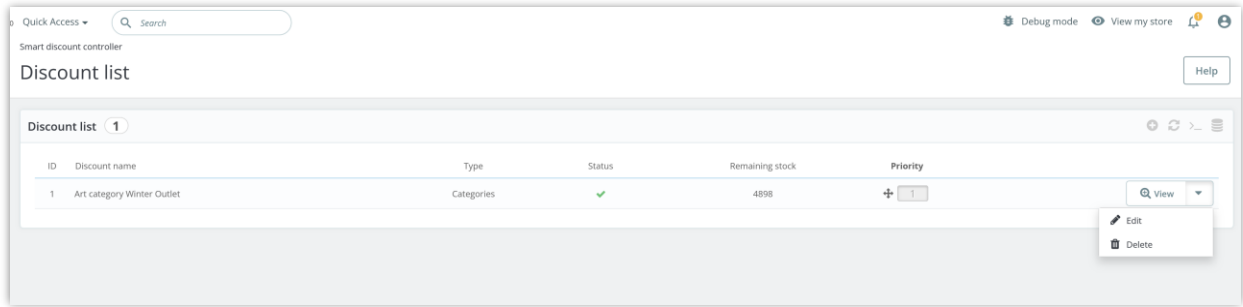
***Smart Discount** is compatible with PrestaShop 1.6.x, 1.7.x and 8.x.

II. INSTALLATION

- Navigate to "**Modules / Modules Manager**" > click on "**Upload a module / Select file**".
- Select the module file "**etssmartdiscount**" from your computer then click on "**Open**" to install.
- Click on the "**Configure**" button of the module you just installed to open the module's configuration page.

III. CONFIGURATION

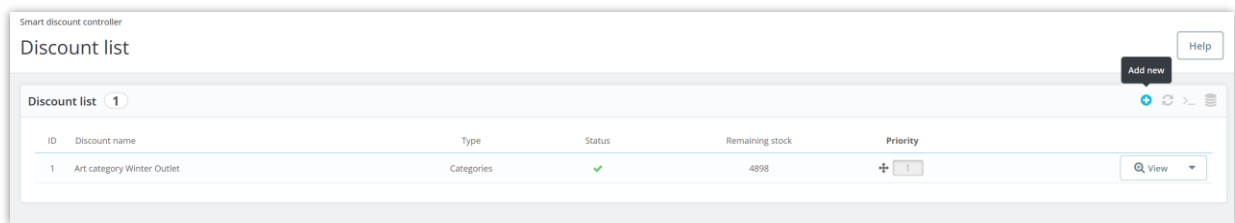
From your installed module list (located at "**Modules/Module Manager**"), find "**Smart Discount**" then click on the "**Configure**" button to open its configuration page.



This page provides an overview of all active and past discount rules created with **Smart Discount**. Quickly view key information for each rule, including:

- **ID:** Unique identifier for the discount rule.
- **Discount Name:** Title assigned to the rule for easy identification.
- **Type:** Indicates whether the discount applies to a category or specific products.
- **Status:** Shows the current state of the rule (Active or Disabled).
- **Remaining Stock:** If applicable, display the remaining stock for the discounted category/product.
- **Priority:** Indicates the order in which discounts are applied (higher priority takes precedence). Sort the order of the discount rule by drag-and-drop the priority data of each row.

Ready to create a new discount campaign? Click the **"Add New"** icon located on the top-right corner of this page. Let's get started!



Smart discount controller

Discount list

Help

Add discount

* Discount name en ▾

Discount type Categories Product

* Categories Check all Uncheck all

■ Root

By selecting associated categories, you are choosing to share the categories between shops. Once associated between shops, any alteration of this category will impact every shop.

Discount value Percentage Amount

* Discount levels

Note: If the stock still remains after all discount levels have been applied, additional levels must be manually added.

Priority PrestaShop discount No

Note: If this option is enabled, PrestaShop's discounts will be prioritized. If PrestaShop does not have any active discounts, this discount rule will be applied instead.

Display the countdown timer No

Disable product when out of stock No

Enable No

Rule Information

- Discount name: Enter a clear and descriptive name for your discount rule. This will help you easily identify it later.
- Discount type: Choose whether you want to apply the discount to a Category or specific Products.
- Categories/Products: Depending on the chosen type, select the relevant categories or individual products you want to discount. You can use the search bar and filter options to find specific items.

Discount type Categories Product

* Categories

[-] Collapse all
[+] Expand all
[x] Check all
[] Uncheck all

- 📁 Root
 - 📁 Home
 - 📁 Clothes
 - 📁 Accessories
 - Art

By selecting associated categories, you are choosing to share the categories between shops. Once associated between shops, any alteration of this category will impact every shop.

Discount type Categories Product

* Products

Q

6

Brown bear cushion (demo_16)

\$18.90

✕

6

The best is yet to come' Framed poster (demo_6)

\$29.00

Discount value

* Discount levels

➕ Add new level

Discount Settings

- Discount value: Enter the discount amount. You can choose either a percentage or a fixed amount.
- Discount levels: Use this section to create multi-level discounts with different discount values for different periods. Click the **"Add new level"** button to create a new level.
- Set the Start date and End date for each level.
- Enter the corresponding discount value for each level.

Discount value Percentage Amount

* Discount levels

First time period. ✕

From	To	Percentage
2024-02-15 00:00:00 <input type="text"/>	2024-02-18 00:00:00 <input type="text"/>	10 <input type="text"/>

Next time period. ✕

From	To	Percentage
2024-02-19 00:00:00 <input type="text"/>	2024-02-21 00:00:00 <input type="text"/>	20 <input type="text"/>

? Note: If the stock still remains after all discount levels have been applied, additional levels must be manually added.

Rule Behavior

- Display countdown timer: Enable this option to show a countdown timer on product pages for the discounted items. This creates a sense of urgency and encourages customers to purchase before the offer expires.
- Disable product when out of stock: Enable this option to automatically disable the discount when the stock for the selected category/product runs out. This prevents overselling and ensures accurate inventory management.
- Priority PrestaShop discount: Choose whether to prioritize existing PrestaShop discounts or let this rule take effect if no other discounts are active. Enabling this option ensures your **Smart Discount** campaigns don't conflict with other promotions.

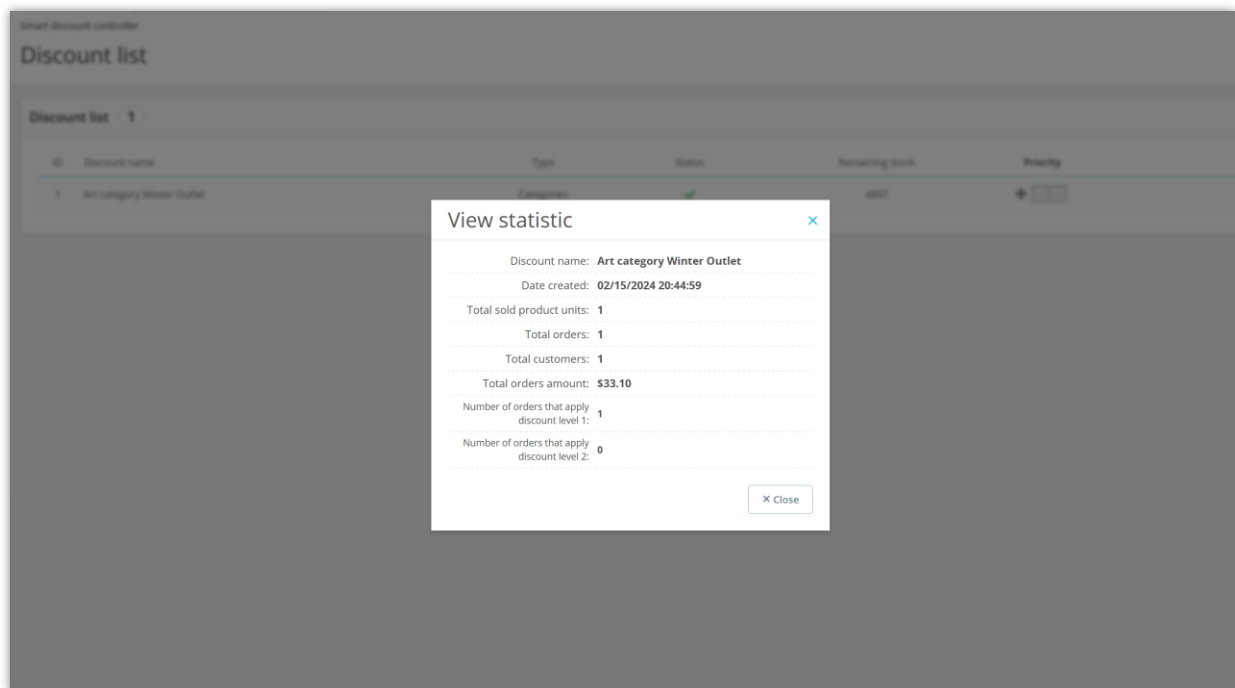
Additional Notes:

- Remember to **Save** your rule after making changes.
- You can edit or delete existing rules from the discount rule listing page.

Viewing Rule Statistics:

Clicking the "View" button for a specific rule opens a detailed statistics page for that campaign. This page typically displays the following information:

- Discount name: The name you assigned to the rule.
- Date created: The date and time the rule was created.
- Total sold product units: The total number of units sold for the discounted category or products.
- Total orders: The total number of orders placed that included discounted items.
- Total customers: The total number of unique customers who made purchases with the discount applied.
- Total orders amount: The total revenue generated from orders that used the discount.



IV. FRONT END

Let's see how the smart discount block is displayed in the product listing page on the front office:

ART

FILTER BY

Composition

Matt paper (3)

Availability

Available (7)

In stock (7)

Brand

Graphic Corner (6)

Price

\$9.00 - \$35.00

Dimension

40x60cm (3)

60x90cm (3)

80x120cm (3)

ART

Framed poster and vector images, all you need to give personality to your walls or bring your creative projects to life.



There are 7 products.

Sort by: Relevance

-10%

The Best Is Yet To Come'...
\$29.00 **\$26.10**

03 : 13 : 58 :
Days Hours Minutes
19
Seconds

-10%

The Adventure Begins Framed...
\$29.00 **\$26.10**

03 : 13 : 58 :
Days Hours Minutes
19
Seconds

-10%

Today Is A Good Day Framed...
\$29.00 **\$26.10**

03 : 13 : 58 :
Days Hours Minutes
19
Seconds

-10%

Mountain Fox - Vector Graphics
\$9.00 **\$8.10**

03 : 13 : 58 :
Days Hours Minutes
19
Seconds

-10%

Brown Bear - Vector Graphics
\$9.00 **\$8.10**

03 : 13 : 58 :
Days Hours Minutes
19
Seconds

-10%

Hummingbird - Vector Graphics
\$9.00 **\$8.10**

03 : 13 : 58 :
Days Hours Minutes
19
Seconds

-10%

PACK


Pack Mug + Framed Poster
\$35.00 **\$31.50**

03 : 13 : 58 :
Days Hours Minutes
19
Seconds

Showing 1-7 of 7 item(s)

The countdown clock block is displayed in the product detail page:

Home / Art / The best is yet to come' Framed poster



THE BEST IS YET TO COME' FRAMED POSTER

\$29.00
\$26.10 **SAVE 10%**

03 : **13** : **48** : **06**
Days Hours Minutes Seconds

Printed on rigid matt paper and smooth surface.

Dimension: 40x60cm
40x60cm

Quantity
1

Share [f](#) [t](#) [p](#)

- Security policy (edit with the Customer Reassurance module)
- Delivery policy (edit with the Customer Reassurance module)
- Return policy (edit with the Customer Reassurance module)

Description Product Details

The best is yet to come! Give your walls a voice with a framed poster. This aesthetic, optimistic poster will look great in your desk or in an open-space office. Painted wooden frame with passe-partout for more depth.

V. THANK YOU

Thank you again for downloading our product and going through this documentation. We hope this document is helpful and efficient in the installation and usage of **Smart Discount** module. If you have any questions for which the answer is not available in this document, please feel free to contact us.