



Free Translate & AI Content: Google, DeepL, ChatGPT

Free PrestaShop translation & AI content generator module based on Google Translate API, DeepL, ChatGPT, Bing/Azure, Libre, Lecto & Yandex. Translate entire store into 110+ languages and generate content with ChatGPT (2 features in 1 module).

A product of PrestaHero

Contents

I. WELCOME	3
II. INTRODUCTION	3
III. INSTALLATION	3
IV. GENERAL SETTINGS	4
1. Translate settings	4
2. Exceptions	8
3. ChatGPT	9
V. CATALOG TRANSLATION	11
1. Product translation	11
2. Product category translation	15
3. Brand and Supplier translation	18
4. Attributes and Features translation	19
VI. PAGE TRANSLATION	19
VII. INTERNATIONAL TRANSLATION	21
VIII. COMPATIBILITY WITH PRESTAHERO MODULES	24
1. Compatibility with “Blog” module	24
2. Compatibility with “Trusted Reviews” module	25
3. Compatibility with “Mega Menu Pro” module	27
4. Compatibility with “Live Chat, Contact Form, and Ticketing System” module	29
5. Compatibility with “Custom fields & tabs on product page” module	30
IX. THANK YOU	32

I. WELCOME

Thank you for purchasing our product. We hope to guide you through all the aspects of the module installation and the module setup within this document. If you have any questions that are beyond the scope of this documentation, please feel free to contact us.

II. INTRODUCTION

Free Translate & AI Content Generator module uses Google Translate automatic translation service to translate your PrestaShop online store with Google power and make it multilingual. With 103 available languages, your site will be available globally upon installation. Spend time on what's important: managing your orders and products, or communicating with your customers, in their preferred language.

Free Translate & AI Content Generator makes it easier to add translations to your PrestaShop store. Seamless integration with the familiar PrestaShop environment makes sure you remain inflow. Now, giving your customers a consistent language experience is straightforward and quick.

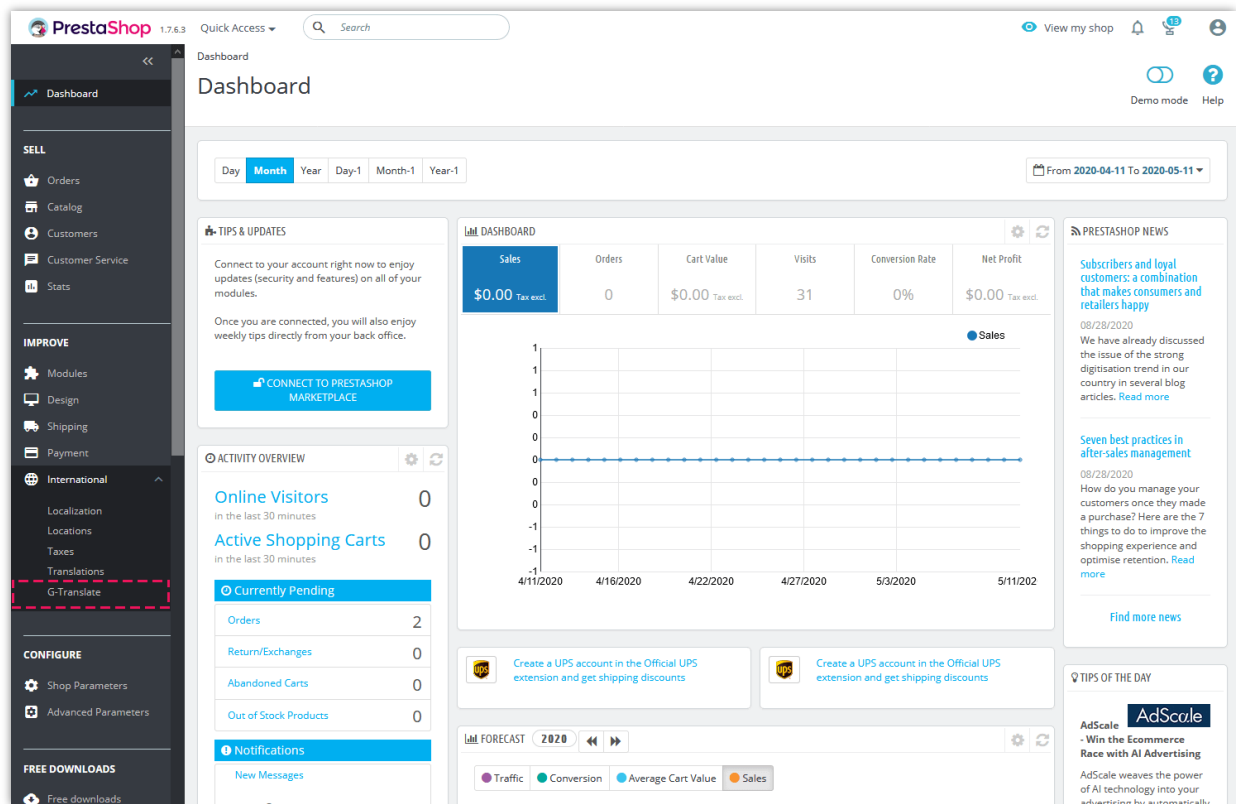
** "Free Translate & AI Content Generator" is compatible with PrestaShop 1.7.x and PrestaShop 8.x*

III. INSTALLATION

1. Navigate to **"Modules/Module manager"**, click on **"Upload a module/Select file"**
2. Select the module file **"ets_translate.zip"** from your computer then click on **"Open"** to install

3. Click on **“Configure”** button of the module you just installed to open the module’s configuration page

Quick access: You can also navigate to **Free Translate & AI Content Generator’s** configuration page through the quick access menu



IV. GENERAL SETTINGS

1. Translate settings

Firstly, we will need to select the translation API you want to use. **Free Translate & AI Content Generator** supports 7 types of API: Google Translate API, DeepL API, ChatGPT API, Bing Translation API, Libre API, Lecto API, and Yandex API.

Translate settings Exceptions ChatGPT

Select translation provider Google translate ▾

* Google API key for "Cloud Translation API"

Auto apply global settings when translating

Translate from English (English) ▾

* Translate into GB ES FR IT DE PL ▾

Auto detect language when translating Yes

How to translate? Translate all missing translation fields (empty fields and fields which have the same content of source language)

Translate empty fields only
 Translate fields which have the same content of source language only
 Translate all fields (replace all old translations)

Regenerate friendly URL when translating titles Yes

Analyze the translation before translating Yes

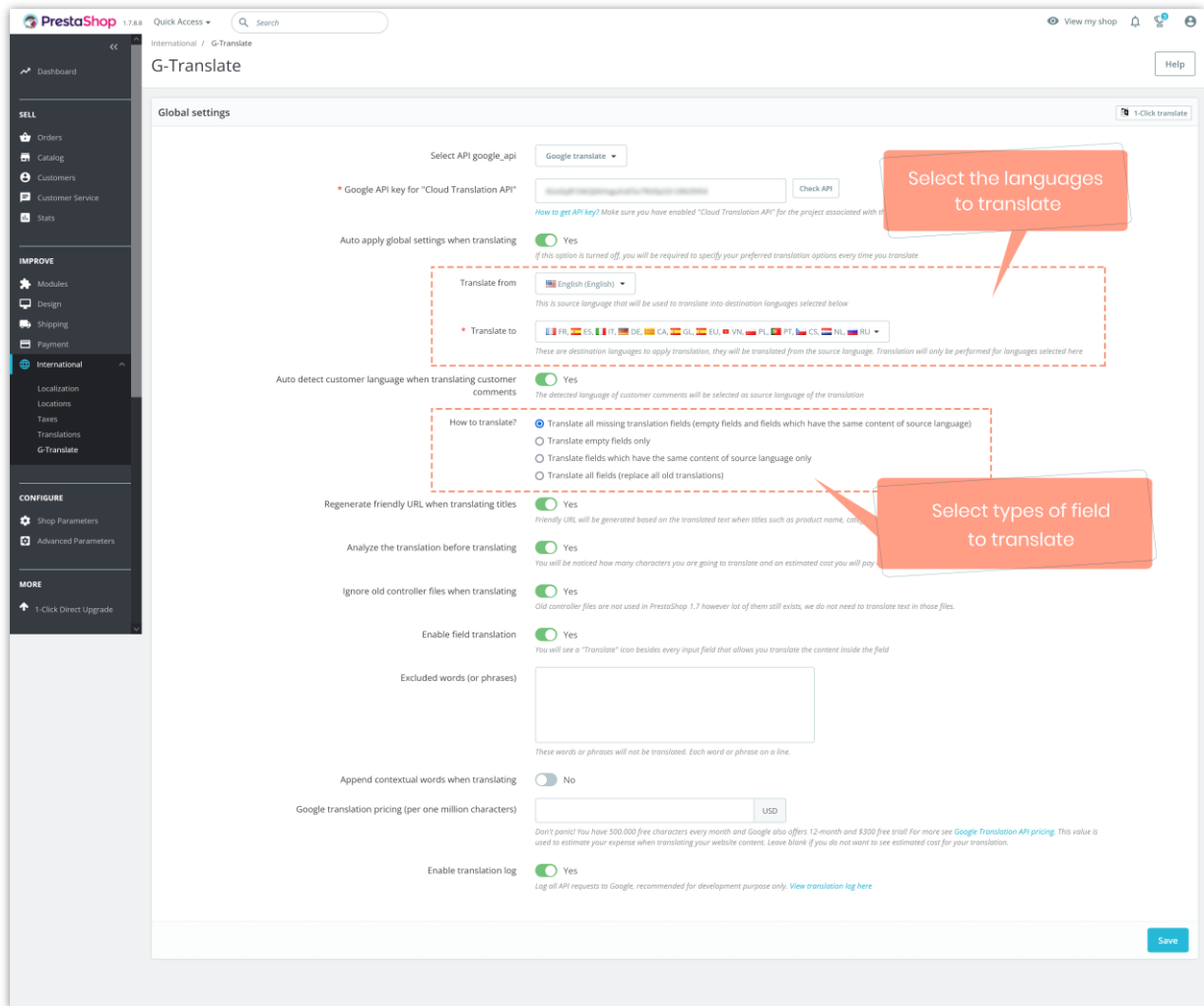
Ignore old controller files when translating Yes

Enable field translation Yes

Google translation pricing (per one million characters) USD

Enable translation log Yes

Click on "How to get API key?" link to learn how to create and get your translation API key. Enter your API key into **Free Translate & AI Content Generator's** configuration page then click "Save". And we're ready to go!



- **Auto apply global settings when translating:** The translation settings defined on this page will be automatically applied to all types of translation: product translation, CMS page translation, etc.
- **Automatic language detection to translate comments: Free Translate & AI Content Generator** will automatically detect the language of the customer's comment and perform translation.
- **Enable translation log: Free Translate & AI Content Generator** provides a translation log feature to help you keep track of this module's performance. Click on "View translation log here" link to open the translation log page.

Modules / ets_translate / Configure

Configure

gTranslate - Translate everything you see!

Translate Back Translate Check update Manage hooks

TRANSLATE LOGS Back to configs Clear logs

ID	Page type	Source language	Target language	Ids translated	Text translated	Status	Response message	Timeout (ms)	Translation date	Actions
1	product	en	fr	20,1		Success		925	2020-06-09 00:10:09	✖
2	product	en	fr,es,it		Hot deals PRO - Special products slider with count	Success		920	2020-06-09 00:14:10	✖

- **1-Click translate:** Translate entire website content in 1-click, fix missing translations.

1-CLICK TRANSLATE

Here you can quickly do bulk translation for any kind of data you want or 1-click to translate the whole website.

Data to translate:

- All (translate everything)
- Catalog ^
 - Products
 - Categories
 - Brands
 - Suppliers
 - Attributes
 - Attribute groups
 - Features
 - Feature values
- Pages ^
 - CMS categories
 - CMS pages
- International / Translations ^
 - Back office
 - Themes v
 - Installed modules v
 - Email v
 - Static pages (pages in SEO settings tab such homepage, login, my account, etc.)
- Customer Reassurance
- Link widget (footer menu)
- Main menu (top menu)
- Custom text blocks
- Image slider

Back Translate

2. Exceptions

Due to the characteristics of each language when translating, there will be errors in certain words, especially when a word has many meanings and stands alone. So, the module supports the feature that allows you to add fixed translations for some special words.

For example, the English word "Save" has many meanings: it means both "Enregistrer" and "sauvegarder" in French. However, when using the translation tools, if you want to show that the word "Save" means "Enregistrer" (for example, save the configuration), you can turn on the "**Fixed translation for some special words**" option and add the words you want to translate with fixed meanings. At that time, when encountering the word "save", the module will automatically translate it to "Enregistrer".

Global settings 1-Click translate

Translate settings Exceptions ChatGPT

Fixed translation for some special words Yes

*Phrase key Translate to

Save Enregistrer fr ▾

Back Revenir fr ▾ 🗑️

+ Add

Excluded words (or phrases)

These words or phrases will not be translated. Each word or phrase on a line. However, this option does not support Lecto, Libre and Yandex translate

Append contextual words when translating No

Save

In addition, the module also supports the "**Append contextual words when translating**" feature.

The contextual words you add will help Google understand the context of the translation better, especially when the text to translate is too short (has only one or a few words).

Append contextual words when translating Yes

* Append contextual words to improve translations

These words help Google understand the context of the translation better, especially when the text to translate is too short (has only one or a few words). These words will be removed from the translation result

* Pages to append contextual words when translating

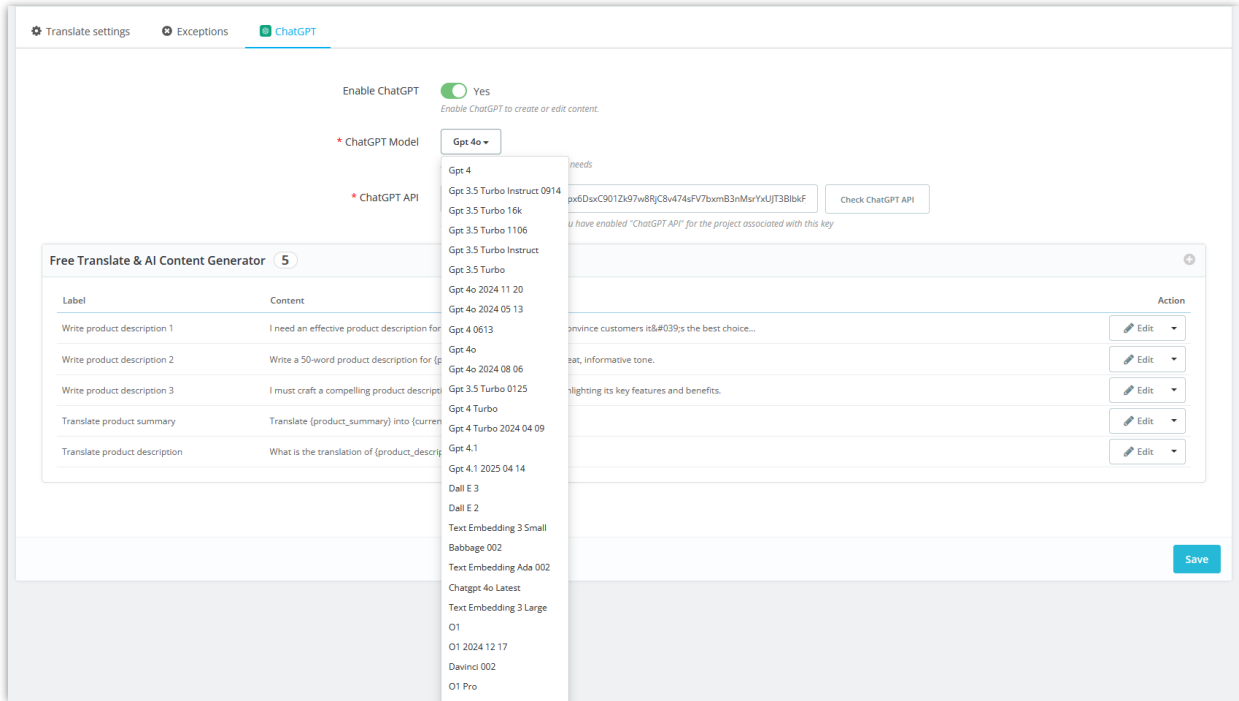
- All pages
- Catalog (products, categories, features and attributes, etc.)
- CMS Pages and categories
- International / Translations (texts in tpl or php files and email templates)
- Customer Reassurance
- Link widget (footer menu)
- Main menu (top menu)
- Custom text blocks
- Image slider on home page

Append contextual words when original text to translate fewer than (or equals) words

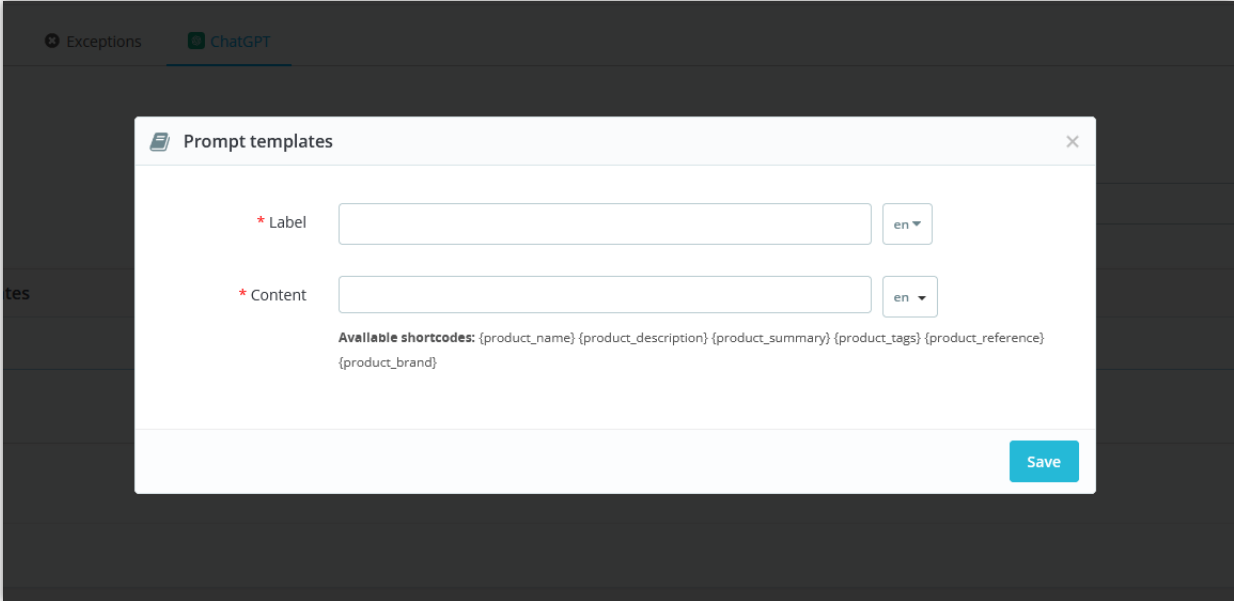
Leave blank to append contextual words to every text when translating

3. ChatGPT

Integrated with ChatGPT, the module will make it easier and more efficient to create and translate product content. It allows users to select the ChatGPT model for content generation or translation (defaulting to the latest model). It automatically checks and retrieves the list of available ChatGPT models based on the user's API key, ensuring that only accessible models are used.



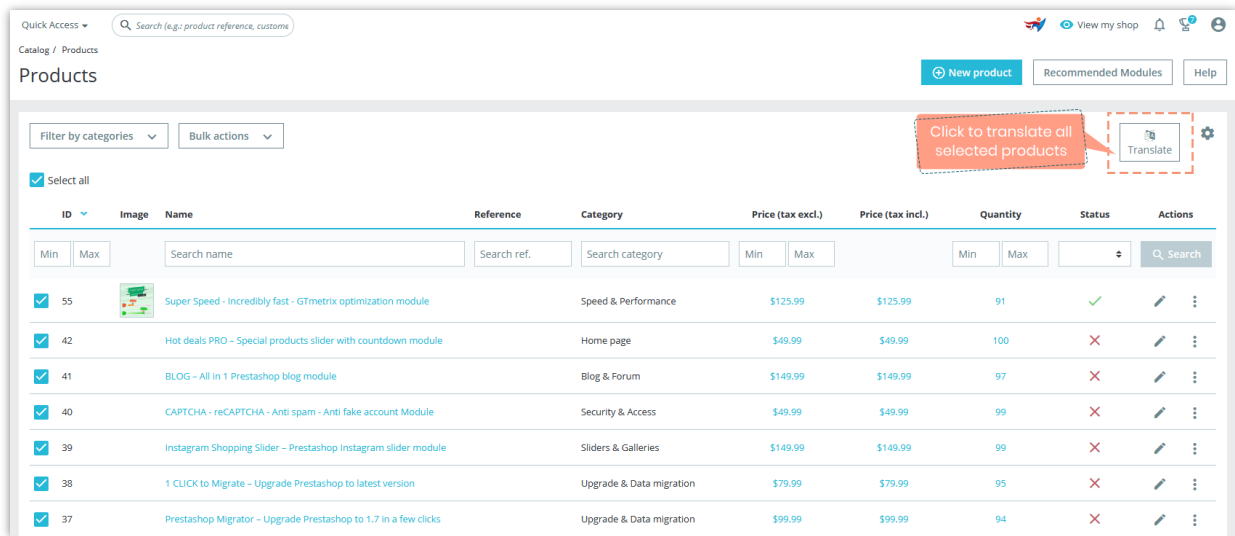
In addition, you can add and save prompts to use in generating product content that meets their specific requirements without the need for manual input every time.


















V. CATALOG TRANSLATION

1. Product translation

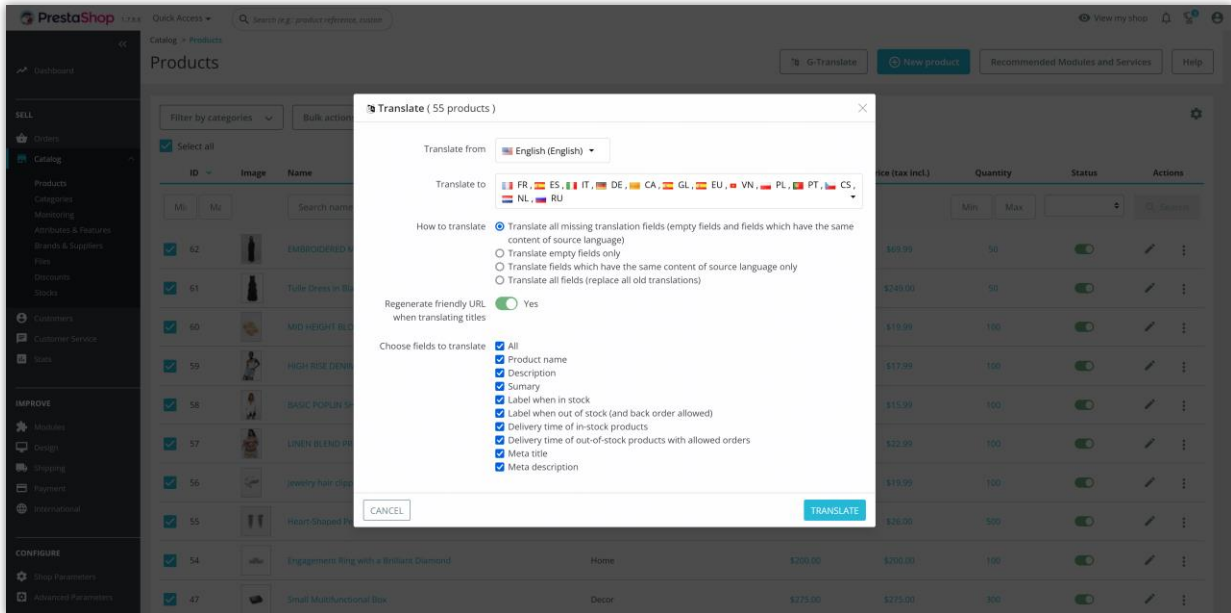
From **Products** listing page, you can run the quick product translation by selecting the products you want to translate then click on **“Translate”** button.



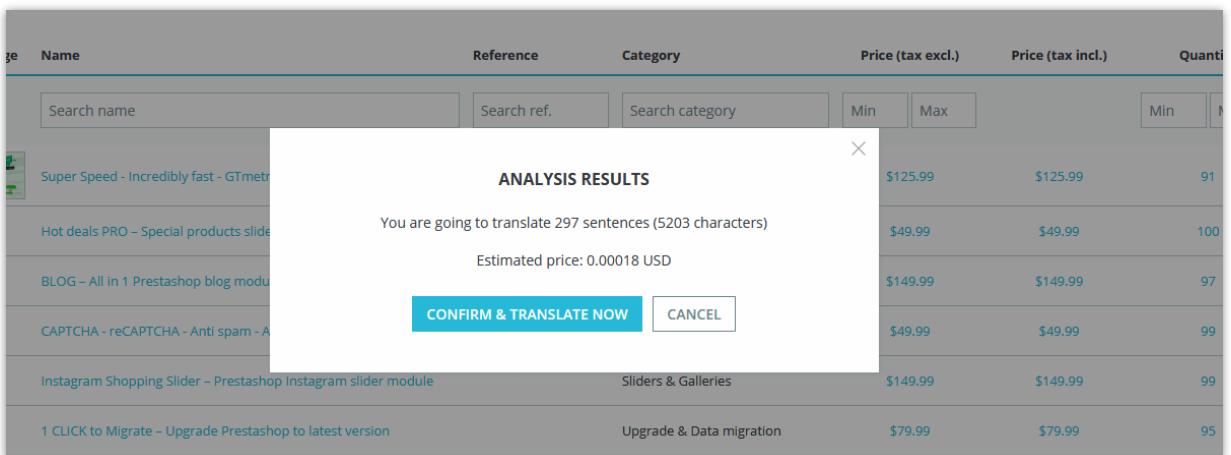
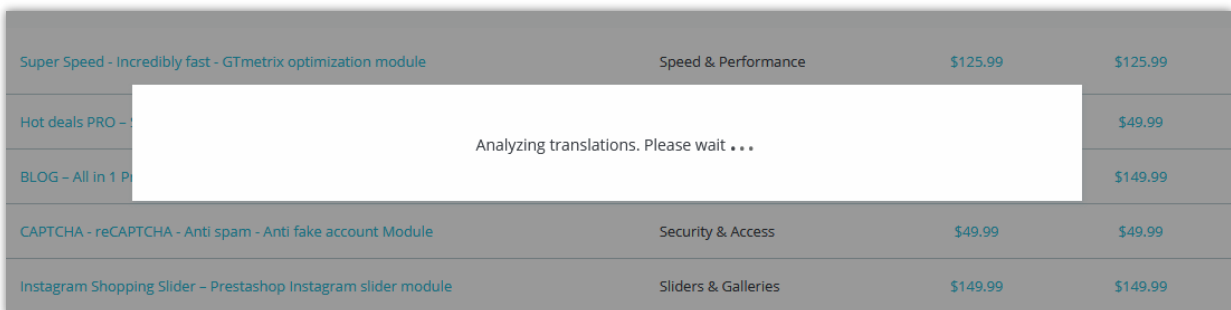
The screenshot shows the Prestashop Products listing page. At the top, there is a search bar and navigation links. Below the search bar, there are filters for categories and bulk actions. A table of products is displayed with columns for ID, Image, Name, Reference, Category, Price (tax excl.), Price (tax incl.), Quantity, Status, and Actions. The 'Translate' button in the Actions column is highlighted with a red dashed box and a callout bubble that says 'Click to translate all selected products'.

ID	Image	Name	Reference	Category	Price (tax excl.)	Price (tax incl.)	Quantity	Status	Actions
55		Super Speed - Incredibly fast - GTmetrix optimization module		Speed & Performance	\$125.99	\$125.99	91	✓	 
42		Hot deals PRO - Special products slider with countdown module		Home page	\$49.99	\$49.99	100	✗	 
41		BLOG - All in 1 Prestashop blog module		Blog & Forum	\$149.99	\$149.99	97	✗	 
40		CAPTCHA - reCAPTCHA - Anti spam - Anti fake account Module		Security & Access	\$49.99	\$49.99	99	✗	 
39		Instagram Shopping Slider - Prestashop Instagram slider module		Sliders & Galleries	\$149.99	\$149.99	99	✗	 
38		1 CLICK to Migrate - Upgrade Prestashop to latest version		Upgrade & Data migration	\$79.99	\$79.99	95	✗	 
37		Prestashop Migrator - Upgrade Prestashop to 1.7 in a few clicks		Upgrade & Data migration	\$99.99	\$99.99	94	✗	 

A popup will appear and display your defined translate configurations. You can edit the translate configurations before translating.



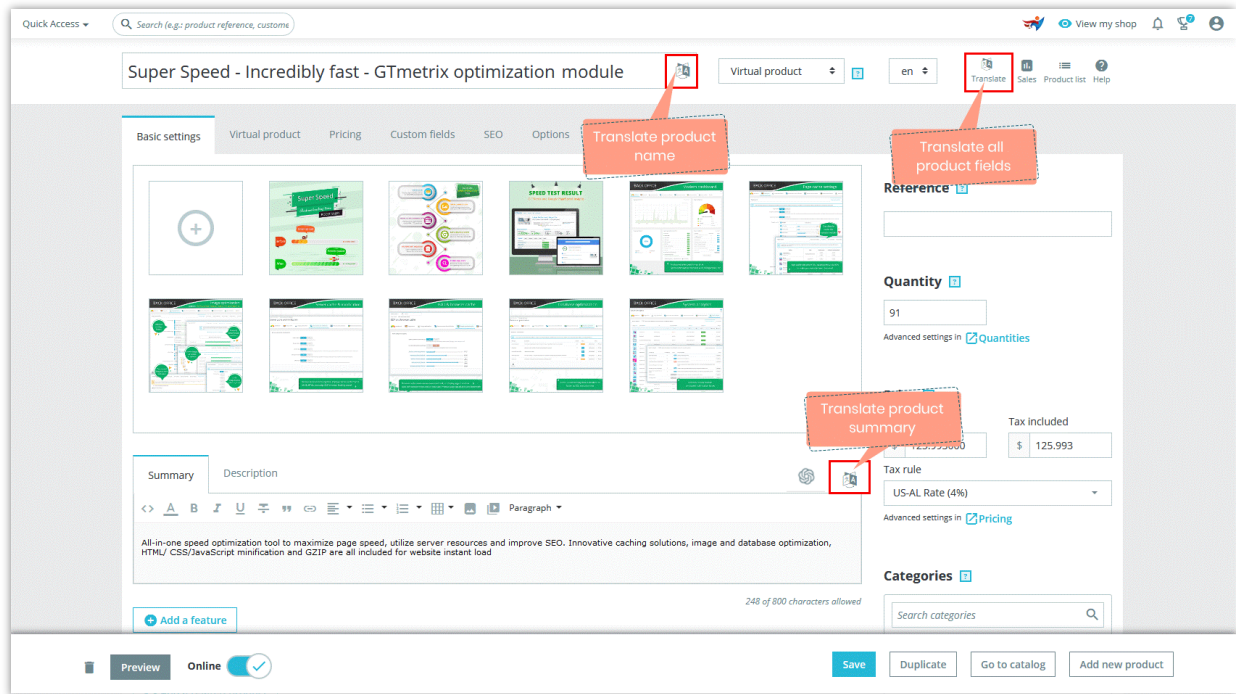
When you satisfy with your translate configurations, click on “Translate” button to start the analyzation process:



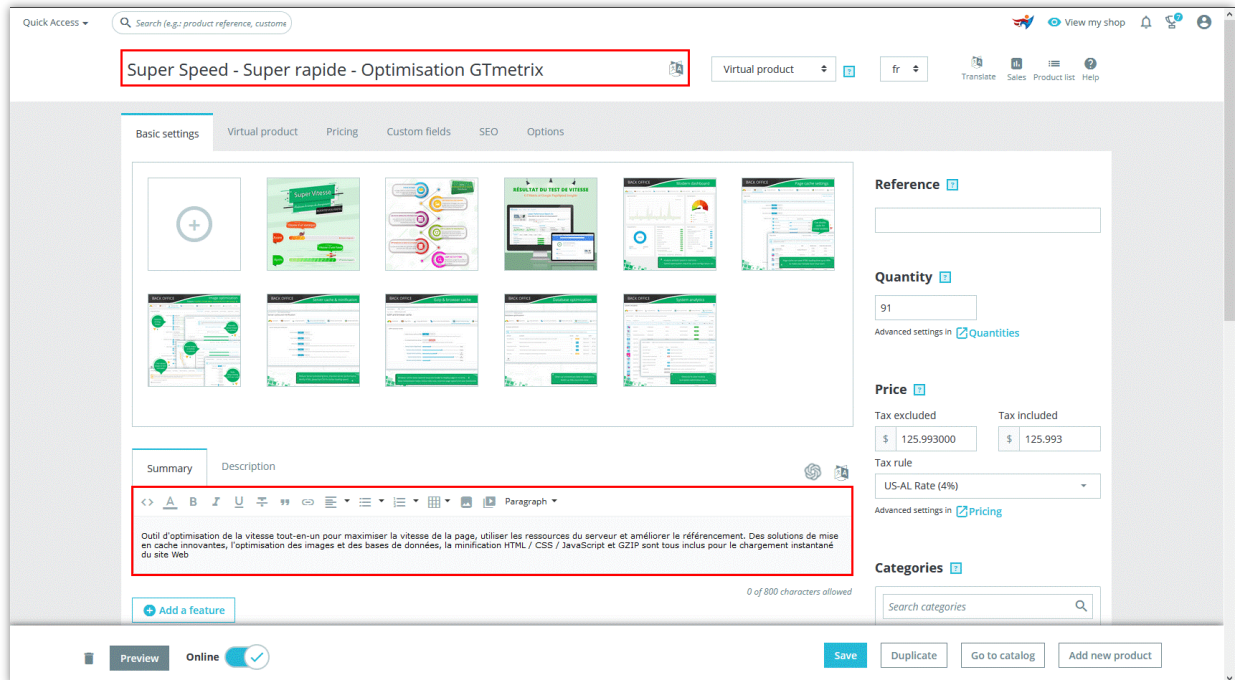
Click on “**Confirm and translate now**” button to start translating.

❖ Translate a specific product

Free Translate & AI Content Generator also enables you to translate a specific product. You simply need to open the product editing page and click on “Translate” icon where you want to translate its content.

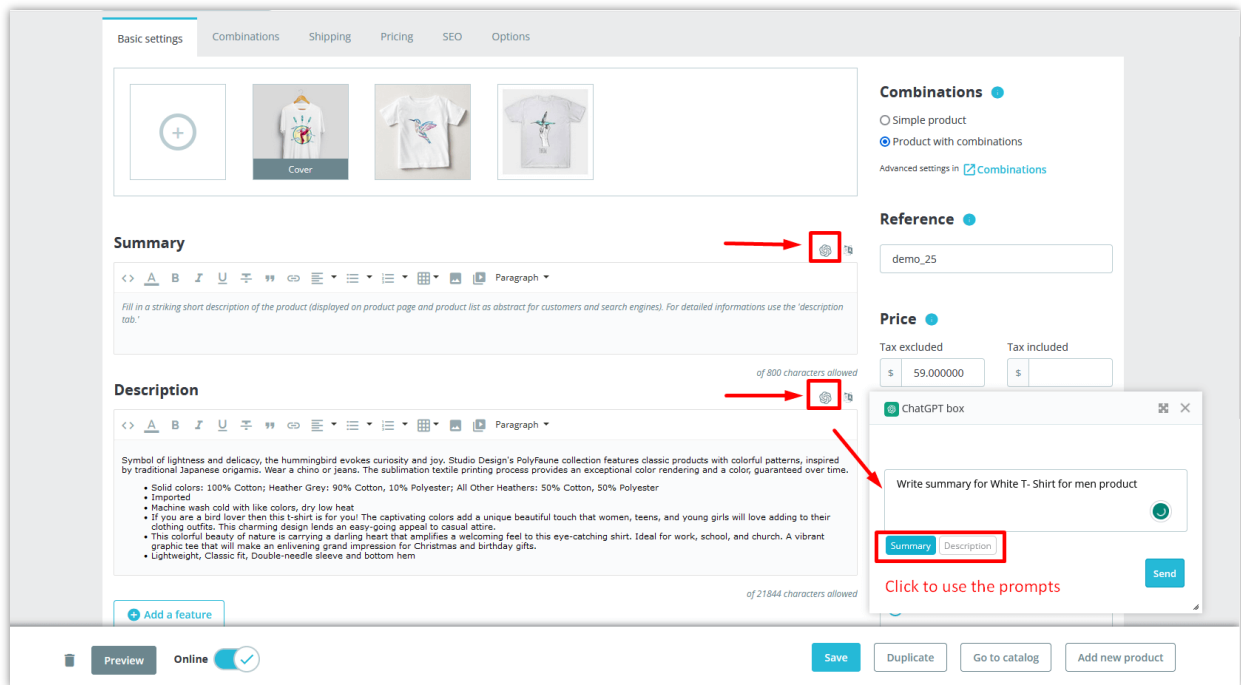


Below is an example of a product name and summary after being translated from English to French:



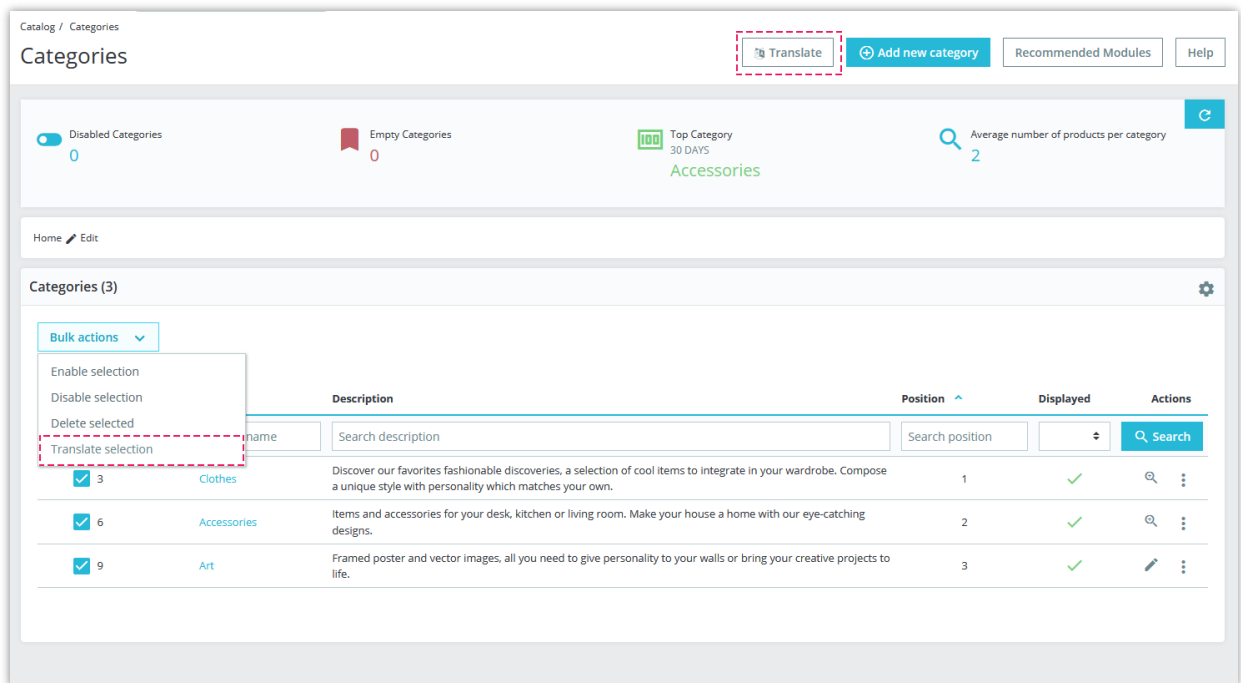
Besides, we also integrate ChatGPT into the module (on the summary and description section of the product page) to help store owners to create and translate product content easier.

Click on the ChatGPT icon in the product description or summary and start using it. Under the chat box with the labels of the prompts you have created, click on the label of the prompt you want to use to save time without having to manually retype the content you want.

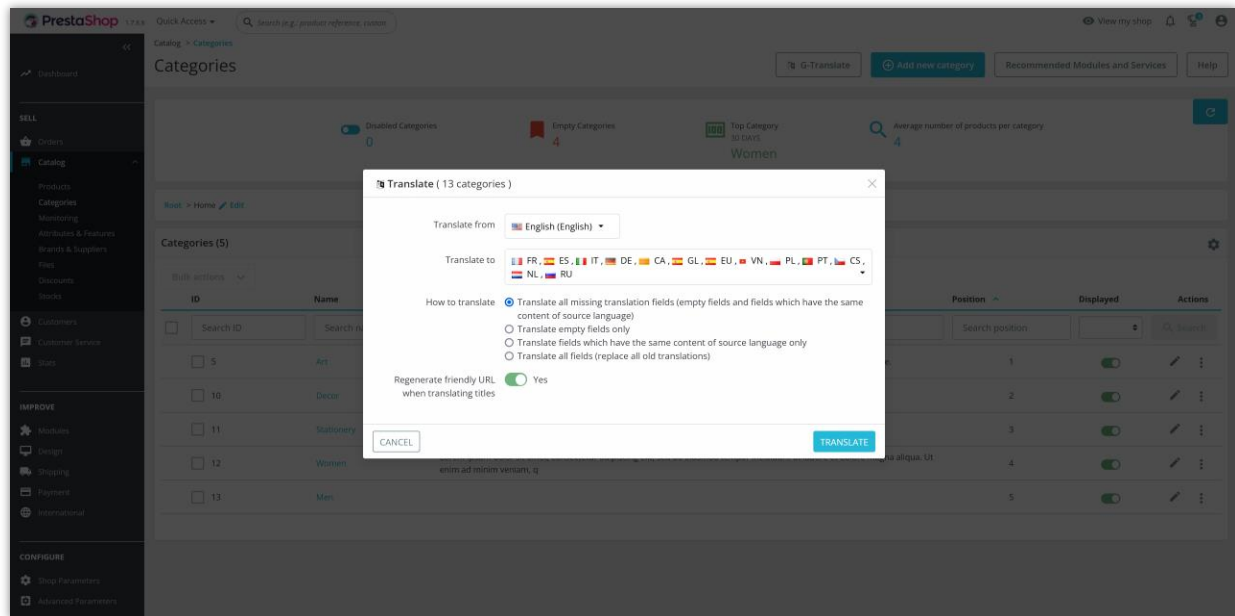


2. Product category translation

From **Categories** listing page, you can run the quick category translation by selecting the categories you want to translate then click on **“Translate”** button.



Similar to product translation, a popup will appear and display your defined translate configurations. You can modify translation settings before running translation process.



❖ Translate a specific category

Free Translate & AI Content Generator also enables you to translate a specific category. You simply need to open the category editing page and click on “Translate” icon where you want to translate its content.

Category
Translate

*** Name**

Invalid characters: <->=#[]

Translate category name

en

Displayed NO YES

If you want a category to appear in the menu of your shop, go to [Modules > Module Manager](#) and configure your menu module.

Parent category

▼ Expand

> Home

Description

En
Fr
Es
It
El

Invalid characters: <->=#[]

586 of 21844 characters allowed

Paragraph

Lorem ipsum dolor sit amet, consectetur adipiscing elit, sed do eiusmod tempor incididunt ut labore et dolore magna aliqua. Quis hendrerit dolor magna eget est lorem ipsum dolor. Aenean pharetra magna ac placerat vestibulum lectus. Quis hendrerit dolor magna eget est lorem ipsum dolor sit. Augue ut lectus arcu bibendum at varius vel pharetra. In nibh mauris cursus mattis. Habitasse platea dictumst quisque sagittis purus sit. Dictumst quisque sagittis purus sit amet. Tellus in hac habitasse platea dictumst vestibulum rhoncus. Ultrices gravida dictum fusce ut placerat orci.

Category cover image

Browse

This is the main image for your category, displayed in the category page. The category description will overlap this image and appear in its top-left corner.

Category thumbnail

Browse

Displays a small image in the parent category's page, if the theme allows it.

Menu thumbnails

Browse

The category thumbnail appears in the menu as a small image representing the category, if the theme allows it.

SEO preview

A sample meta title for this product category

http://localhost/prestashop_1.7/en/10-cross-selling-product-bundles

A sample description. Lorem ipsum dolor sit amet, consectetur adipiscing elit, sed do eiusmod tempor incididunt ut labore et dolore magna aliqua. Ut e...

Here is a preview of how your page will appear in search engine results.

Meta title

46 of 70 characters used (recommended)

Translate category meta elements

en

Meta description

253 of 160 characters used (recommended)

Meta keywords

Add tag

To add tags, click in the field, write something, and then press the "Enter" key. Invalid characters: <->=#[]

*** Friendly URL**

Only letters, numbers, underscore (_) and the minus (-) character are allowed.

*** Group access**

Select all

<input checked="" type="checkbox"/> Visitor
<input checked="" type="checkbox"/> Guest
<input checked="" type="checkbox"/> Customer
<input type="checkbox"/> Default level

Mark all of the customer groups which you would like to have access to this category.

You now have three default customer groups.

Visitor - All people without a valid customer account.

Guest - Customer who placed an order with the guest checkout.

Customer - All people who have created an account on this site.

Cancel
Save

3. Brand and Supplier translation

From **Brands** and **Suppliers** listing page, you can translate all available brands and suppliers by clicking on “Translate” button.

Brands (2)

ID	Logo	Name	Addresses	Products	Enabled	Actions
2		Graphic Corner	--	9	✓	
1		Studio Design	1	9	✓	

Addresses (2)

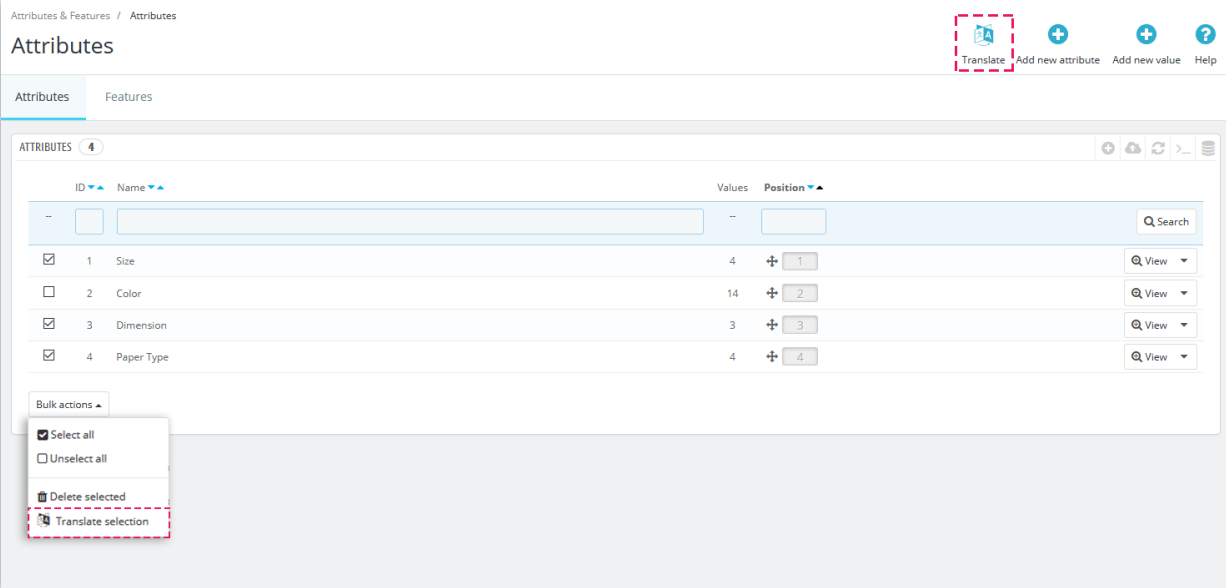
ID	Brand	First name	Last name	Zip/Postal code	City	Country	Actions
4	Studio Design	manufacturer	manufacturer	10154	New York	United States	
3	--	supplier	supplier	10153	New York	United States	

SUPPLIERS (3)

ID	Logo	Name	Number of products	Enabled	Actions
3		Caroline Boutique	0	✓	
2		J.Smith Handcraft	0	✓	
1		Sophia Beauty Salon	0	✓	

4. Attributes and Features translation

From **Attributes and Features** listing page, you can translate all available attributes and features by clicking on “Translate” button or translate each specific item.



The screenshot displays the 'Attributes' management interface. At the top, there are navigation tabs for 'Attributes' and 'Features', and a toolbar with buttons for 'Translate', 'Add new attribute', 'Add new value', and 'Help'. The 'Translate' button is highlighted with a red dashed box. Below the toolbar, there is a table with columns for 'ID', 'Name', 'Values', and 'Position'. The table contains four rows of attributes: 'Size', 'Color', 'Dimension', and 'Paper Type'. A 'Bulk actions' dropdown menu is open, showing options: 'Select all', 'Unselect all', 'Delete selected', and 'Translate selection'. The 'Translate selection' option is highlighted with a red dashed box.

ID	Name	Values	Position
1	Size	4	1
2	Color	14	2
3	Dimension	3	3
4	Paper Type	4	4

VI. PAGE TRANSLATION

Free Translate & AI Content Generator enables you to translate all CMS page categories and CMS page. Click on “Translate” button to start the translation process.

Design / Pages

Pages

Translate category pages Translate pages Add new page category Add new page Recommended Modules Help

Home

Categories (2)

Bulk actions

Select all

ID	Name	Description	Position	Displayed	Actions
2	Events		1	✓	🔍 ⋮
3	Campaign news		2	✓	🔍 ⋮

Pages in category "Home" (5)

Bulk actions

Select all

ID	URL	Title	Meta title	Position	Displayed	Actions
1	delivery	Delivery		1	✓	✎ ⋮
2	legal-notice	Legal Notice		2	✓	✎ ⋮
3	terms-and-conditions-of-use	Terms and conditions of use		3	✓	✎ ⋮
4	about-us	About us		4	✓	✎ ⋮
5	secure-payment	Secure payment		5	✓	✎ ⋮

You can also translate a specific CMS page. Click "Edit" a page you want to translate then click on "Translate" icon where you want to translate its content.

The screenshot displays the 'Pages' configuration page in PrestaShop. At the top right, there is a 'Translate' button. Below this, several fields are shown with a 'Translate' icon (a document with a speech bubble) next to them:

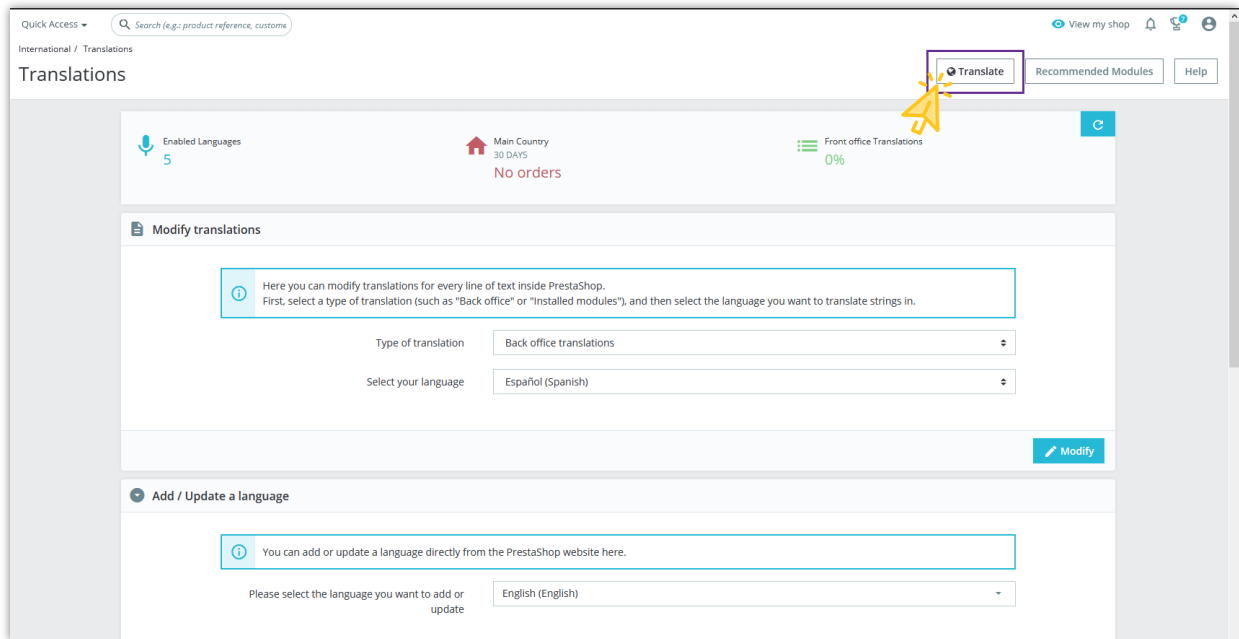
- Page category:** A dropdown menu with 'Expand' selected and 'Home' as a sub-option.
- * Title:** A text field containing 'Delivery' and a language dropdown set to 'en'. A callout box labeled 'Translate page title' points to the 'en' dropdown.
- SEO preview:** A preview box showing the page title 'Delivery' and a URL 'http://localhost/prestashop_1.7/en/content/1-delivery'. Below it, a note states: 'Here is a preview of how your page will appear in search engine results.'
- Meta title:** An empty text field with a language dropdown set to 'en'. A callout box labeled 'Translate meta elements' points to the 'en' dropdown.
- Meta description:** A text field containing 'Our terms and conditions of delivery' with a language dropdown set to 'en'. A callout box labeled 'Translate meta elements' points to the 'en' dropdown.
- Meta keywords:** A text field containing 'conditions', 'delivery', 'delay', 'shipment', 'pack', and 'Add tag' with a language dropdown set to 'en'. A callout box labeled 'Translate meta elements' points to the 'en' dropdown.
- * Friendly URL:** A text field containing 'delivery' and a language dropdown set to 'en'. A callout box labeled 'Translate page content' points to the 'en' dropdown.
- Page content:** A rich text editor with a language dropdown set to 'En'. The content includes a heading 'Shipments and returns' and a sub-heading 'Your pack shipment'. A note at the bottom right of the editor says '904 of 21844 characters allowed'.

At the bottom of the page, there are two toggle switches: 'Indexation by search engines' (set to 'NO') and 'Displayed' (set to 'YES'). At the very bottom, there are 'Cancel', 'Save and preview', and 'Save' buttons.

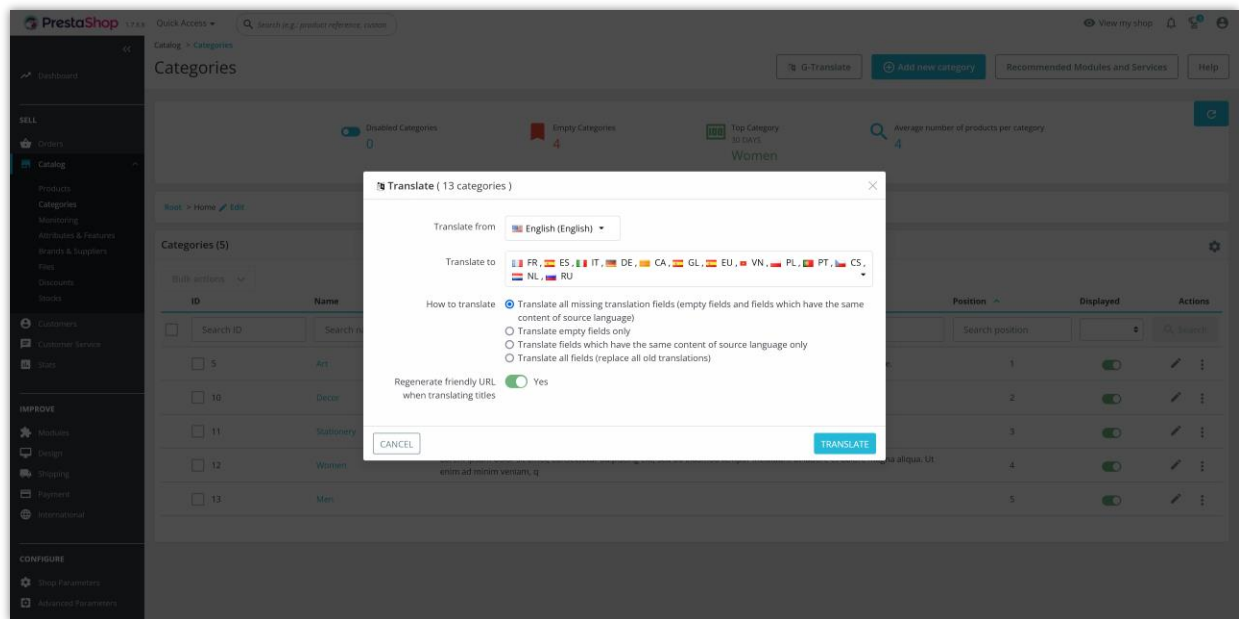
VII. INTERNATIONAL TRANSLATION

Free Translate & AI Content Generator offers you a comprehensive translate tool which allows you to translate your **back office, themes, installed modules, emails** and **other items** with Google translate API.

Navigate to **International > Translations** page. Click on “Translate” button at the top right corner.

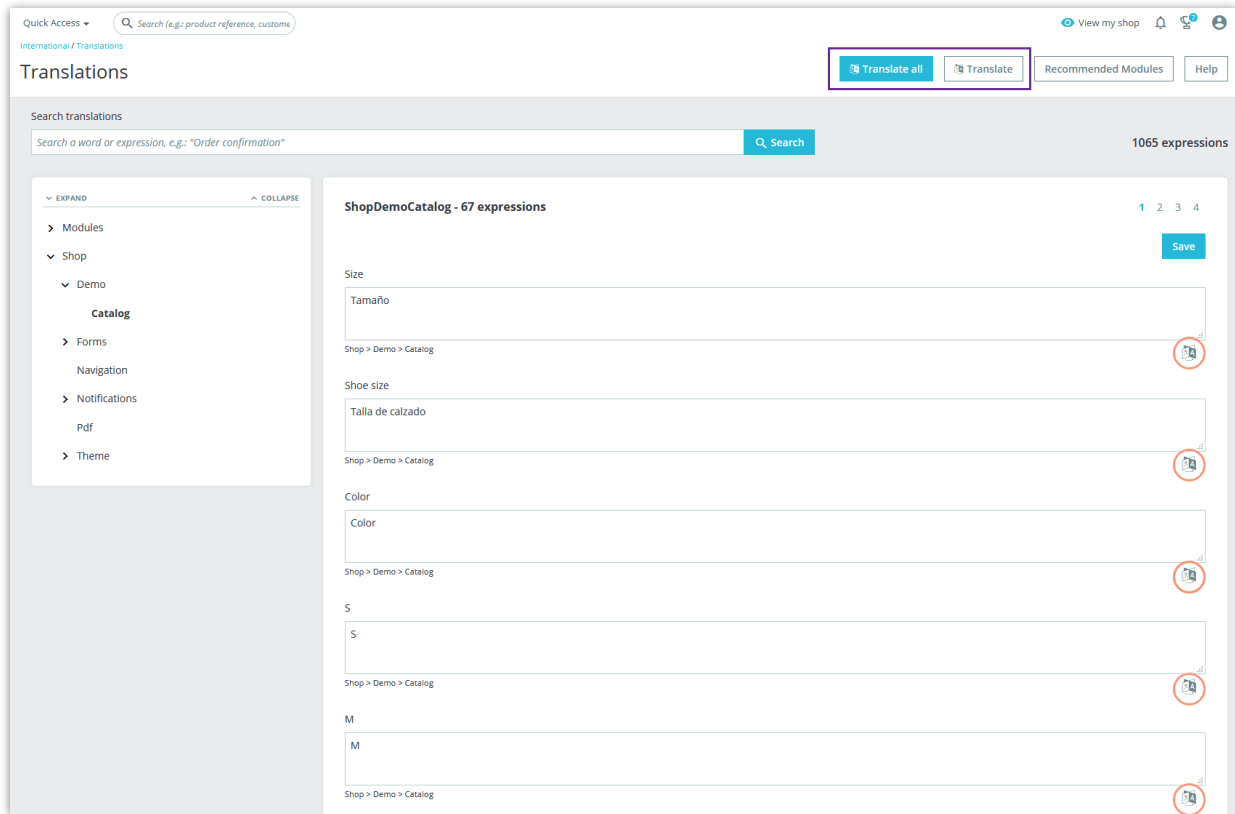
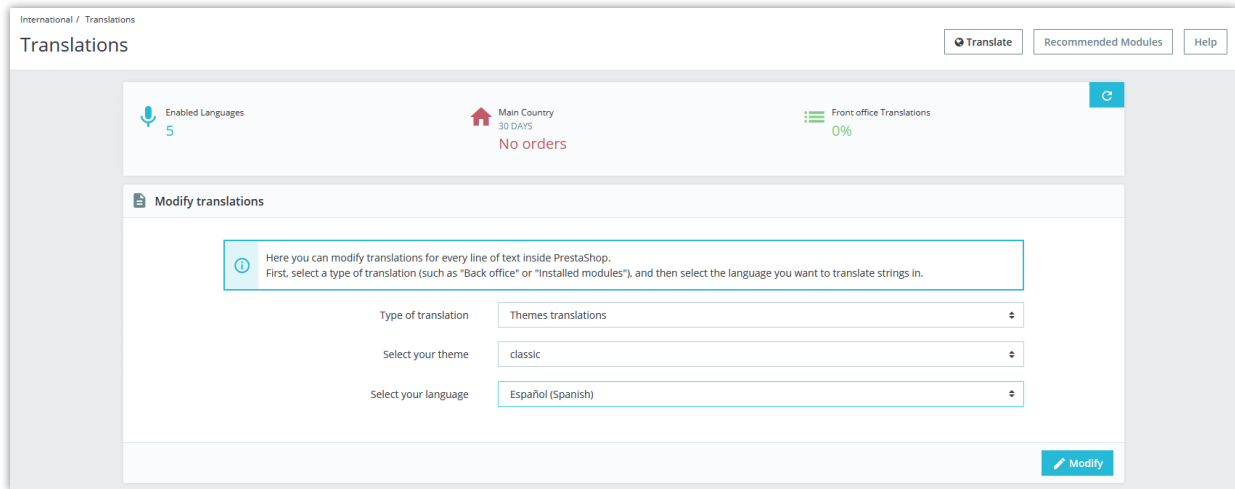


Select items you want to translate and modify the translation settings as you want, then click “Translate” to start translation process.



Or if you want to translate a specific item, **Free Translate & AI Content Generator** also supports you to translate each component or the whole item smoothly.

Below are example screenshots when we translate the "classic" theme of PrestaShop 1.7:

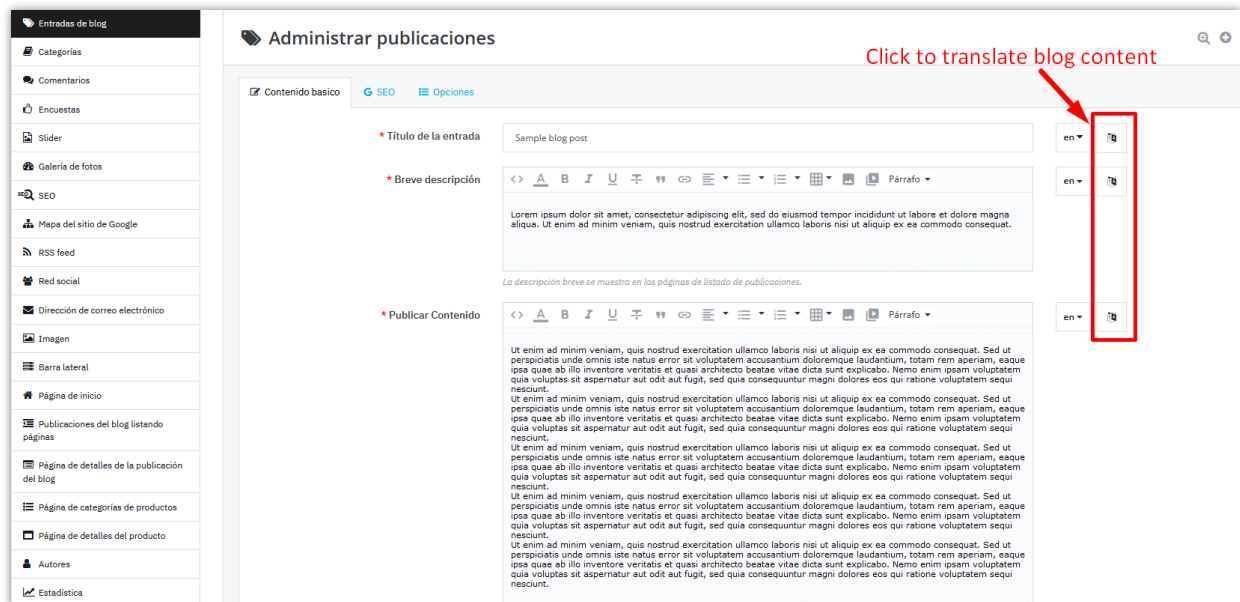


VIII. COMPATIBILITY WITH PRESTAHERO MODULES

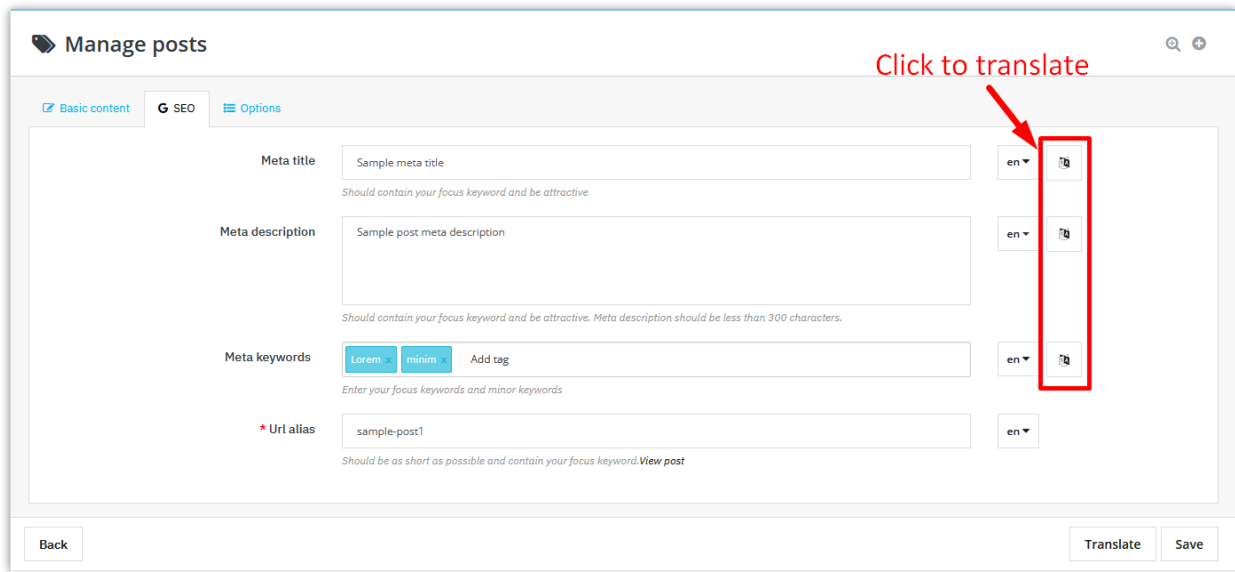
The Free Translate & AI Content Generator module is designed to be compatible with various PrestaHero modules, enhancing its functionality across different parts of your store. Below are the supported modules and how this integration works:

1. Compatibility with “Blog” module

Easily translate the content of your blog posts into over 110 languages. This allows you to share your store's news, updates, and articles with a global audience, all while maintaining the accuracy and readability of the original content.



In addition to the post content, the module also allows for the translation of meta titles, meta descriptions, and meta keywords, ensuring that your blog is fully optimized for international SEO and accessible to a global audience.



2. Compatibility with “Trusted Reviews” module

Automatically translate customer reviews on your store, making it easier for potential buyers from different regions to understand feedback from other customers. This improves transparency and helps boost customer trust in your store.


Search


Edit review #1 - Product: The best is yet to come' Framed poster

Customer name * Iris Bui

Email youremail@gmail.com

Rating Quality: ★★★★★

Title * Good product! en 

Review content * It's better than I expected. Highly recommend! en 

Maximum length: 65535 characters

Date * 2024-09-06 09:26:46

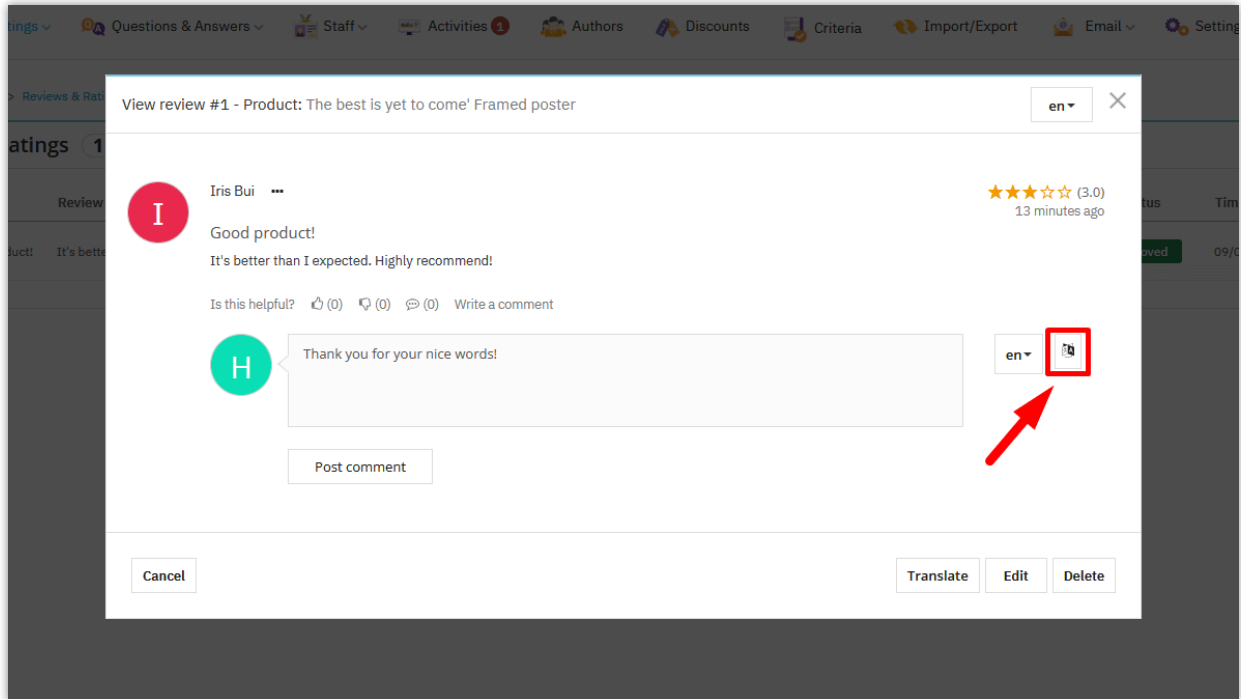
Country --

Verified purchase Auto
 Yes
 No

Review status Approved

Cancel Translate Save

Additionally, the module supports translating your replies to customer reviews, comments, and questions, ensuring clear communication across all languages.



3. Compatibility with “Mega Menu Pro” module

Translate the text content within your mega menu, including menu items, menu tabs, and any other textual elements. This ensures that customers from different regions can easily navigate your store in their preferred language.

Search

Configure


Back

MEDIA

Edit menu

Direction

Menu link type

* Title 

Menu icon font

Use font awesome class. Eg: fa-bars, fa-plus, ...

Menu icon image


Accepted formats: jpg, jpeg, png, gif. Limit 8Mb. Recommended size:20 x 20

Submenu alignment

* Sub menu width

Use "px" or "%" or "vw". Eg: "100%" or "100px" or "80vw"

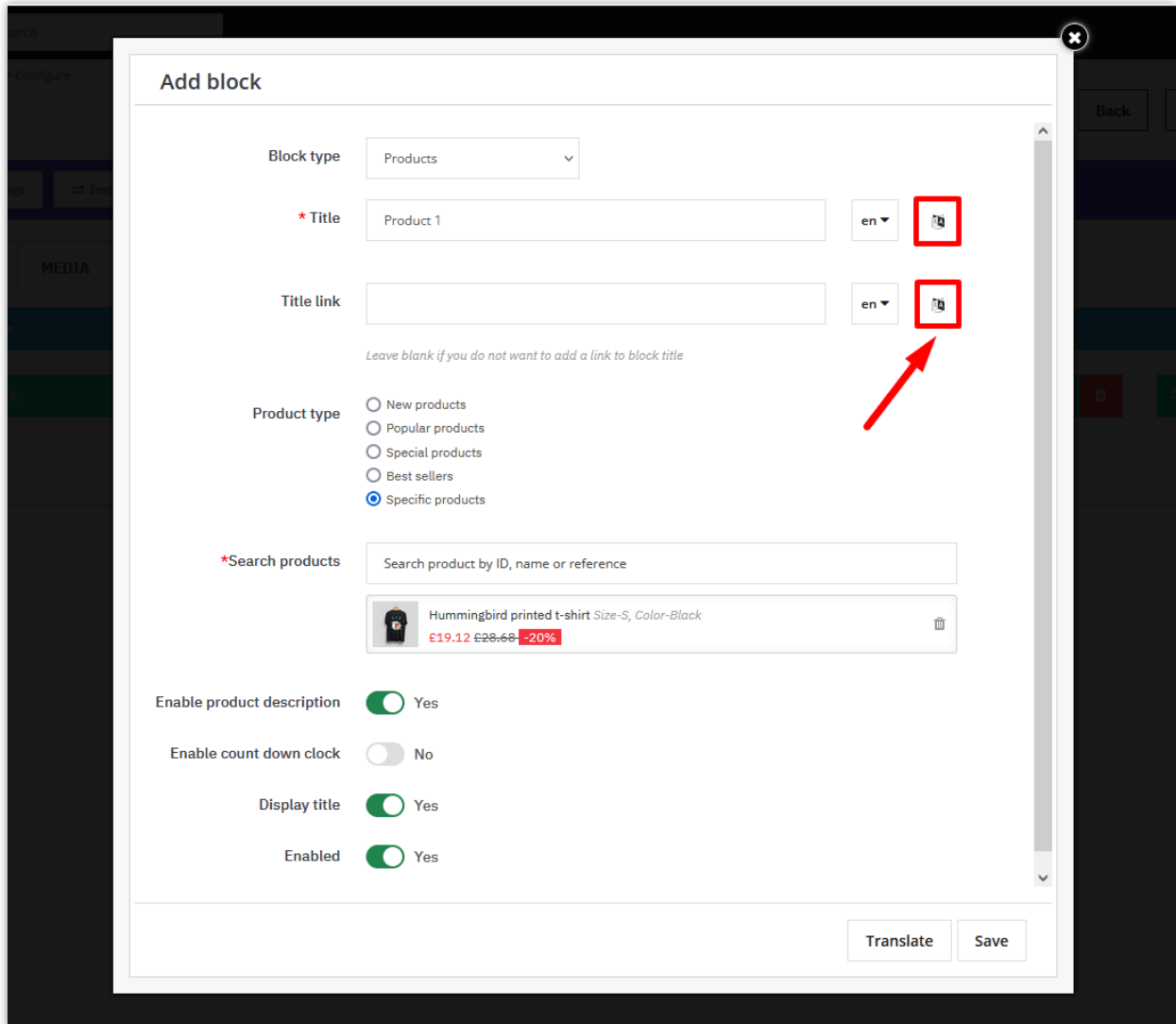
Custom class

Bubble alert text 

New, Sale, Hot... Leave blank if you do not want to have a bubble alert for this menu

Click to translate title

Click to translate text field

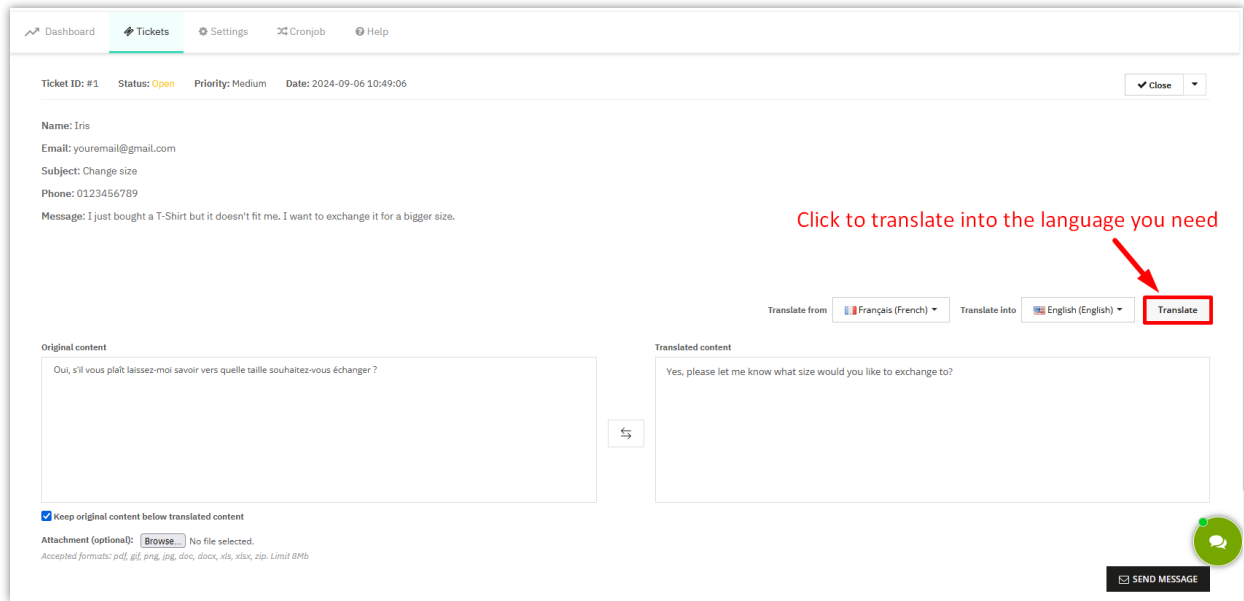


4. Compatibility with “Live Chat, Contact Form, and Ticketing System” module

Easily translate your replies to customer support tickets. When a customer submits a support ticket, administrators can write their response in their own language, then use the module to translate it.

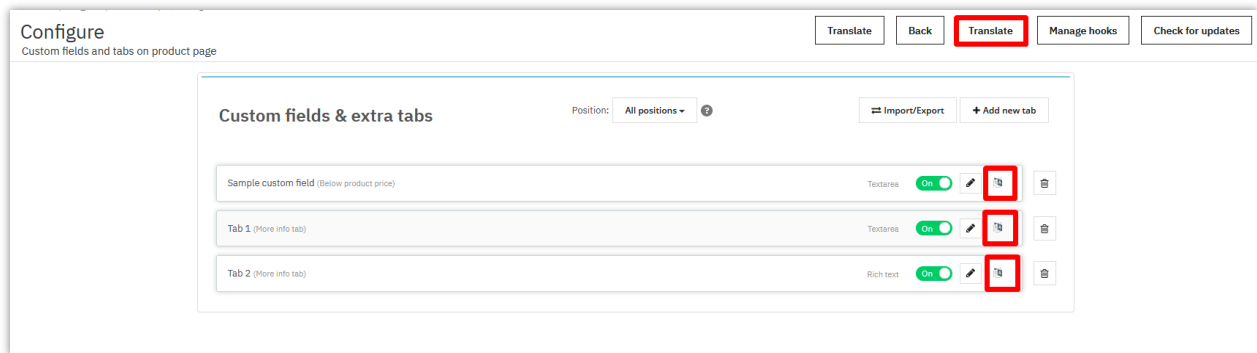
Simply select the source language (the language of the response) in the "**Translate from**" field, choose the target language (the customer’s language) in the "**Translate into**" field, and click the "**Translate**" button. The reply will be automatically translated, ensuring

smooth and clear communication between your support team and customers no matter what language is being used.



5. Compatibility with “Custom fields & tabs on product page” module

Support for translating the content of any custom product fields added by this module. This ensures that all additional product information you provide is accessible to customers in their preferred language.




Search

Configure

product page

Edit tab #1

* Tab name EN 


Type


Is global content No
The global content content will be displayed similarly for all products. You can still adjust global content for each product if needed.


Apply the extra tab for All products
 Free products only
 Paid products only

Display tab in categories All categories
 Specific categories
 Specific products


Who can see this content?
 All
 Visitor
 Guest
 Customer
 Blog authors
Select the customer group(s) that can view this additional product information field

Placeholder EN 


Description EN 

CANCEL  TRANSLATE


Product name

Hummingbird notebook EN  £12.90 tax excl. £15.48 tax incl. (tax rule: 20%) 1200 In stock


Product with combinations Online Reference: demo_10

Description Details Combinations Shipping Pricing SEO Options Extra info  Translate

More info tab

Tab 1 * en 

Below product price

Sample custom field * en 

IX. THANK YOU

Thank you again for purchasing our product and going through this documentation. We hope this document is helpful and efficient in the installation and usage of **Free Translate & AI Content Generator** module. If you do have any questions for which the answer is not available in this document, please feel free to contact us.