

PAYMENT WITH FEE

Set extra fee for any payment method such as cash on delivery (COD), bank wire, PayPal, Stripe, etc. Create unlimited number of custom payment method with/without fee

A product of PrestaHero

Contents

I. WELCOME	3
II. INTRODUCTION	3
III. INSTALLATION	4
IV. CONFIGURATION	4
1. Set extra fee/surcharge for any existing payment method	4
2. Create a new custom payment method	8
V. THANK YOU	11

I. WELCOME

Thank you for purchasing our product. We hope to guide you through all the aspects of the module installation and the module setup within this document. If you have any questions that are beyond the scope of this documentation, please feel free to contact us.

***Note:**

All instruction screenshots are taken from PrestaShop 1.7.5

II. INTRODUCTION

When it comes to checkout step, you will want to make the processes as convenient as possible for customers. **Payment With Fee** - PrestaShop payment fee module will let you **add extra fee/surcharge for other existing payment modules** and **create as many custom payment methods as you need** without having to install additional payment modules.

Payment With Fee is strongly **compatible with any other PrestaShop payment modules** (bank wire, cash on delivery – COD, etc.) and **all third-party payment APIs** such as PayPal, Stripe, etc. Therefore, you can be ensured that this payment fee module will work smoothly on your website allowing you to easily add extra fees to existing payment modules as well as create new payment methods with or without payment fees.

* **“Payment With Fee”** is compatible with PrestaShop 1.7.x and PrestaShop 8.x

III. INSTALLATION

1. Navigate to **“Modules / Modules Manager”**, click on **“Upload a module”**
2. Select the module file **“ets_payment_with_fee.zip”** from your computer then click on **“Open”** to install
3. Click on **“Configure”** button of the module you just installed to open the module’s configuration page.

IV. CONFIGURATION

1. Set extra fee/surcharge for any existing payment method

Payment With Fee allows you to **add extra fee for existing payment methods** of your PrestaShop store, for example cash on delivery (COD), bank wire, PayPal, Stripe, etc.

Please follow the below instruction to set extra fee for existing payment methods:

Step 1: From **Payment With Fee** module configuration page, click on cogwheels icon on the top right corner. Select payment method you want to set extra fee and click on “Edit fee” button.

Quick Access ▾ Search

Debug mode View my shop 11

Modules / ets_custom_payment / Configure

Configure

Payment With Fee

Back Translate Check updates

SET FEE FOR OTHER PAYMENT METHODS

CUSTOM PAYMENT METHODS

Id ▾ ▲	Logo	Payment method name ▾ ▲	Fee	Order status	Position ▾ ▲	Enabled ▾ ▲	Action
	--		--	--	--	--	Filter

No custom payment methods available. Click on "Add new" button to add new custom payment methods.

Payment / Payment fees

Payment fees

Help

PAYMENT FEES

ID ▾ ▲	Logo	Payment method	Fee	Action
11		Payments by check	Free	
29		Bank transfer	Free	

Or navigate to **Payment > Payment fees** page. Select payment method you want to set extra fee and click on "Edit fee" button.

SELL

- Orders
- Catalog
- Customers
- Customer Service
- Stats

IMPROVE

- Modules
- Design
- Shipping
- Payment
 - Payment Methods
 - Preferences
 - Payment fees
 - International

Payment / Payment fees

Payment fees

Help

PAYMENT FEES

ID ▾ ▲	Logo	Payment method	Fee	Action
11		Payments by check	Free	
29		Bank transfer	Free	

Step 2: Select fee type. You may add **fixed amount of payment fee per order** or calculate payment fee by **percentage of order total**.

EDIT PAYMENT FEE: PS_CHECKPAYMENT

Fee type: Fixed amount

* Fee amount: USD

Free for order over: USD

Tax and shipping cost included. Leave blank to apply payment fee for all orders

EDIT PAYMENT FEE: PS_CHECKPAYMENT

Fee type: Percentage

* Percentage: %

Tax and shipping cost included before calculating payment fee

Maximum fee: USD

Leave blank to ignore this limit

Minimum fee: USD

Leave blank to ignore this limit

Free for order over: USD

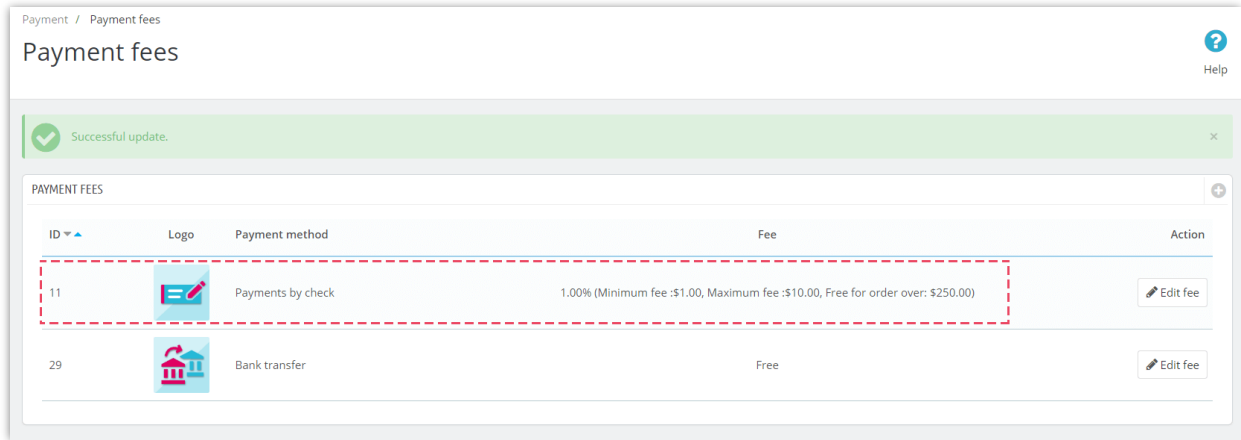
Tax and shipping cost included. Leave blank to apply payment fee for all orders

Note:

The currency will be converted automatically based on your current shop setting.

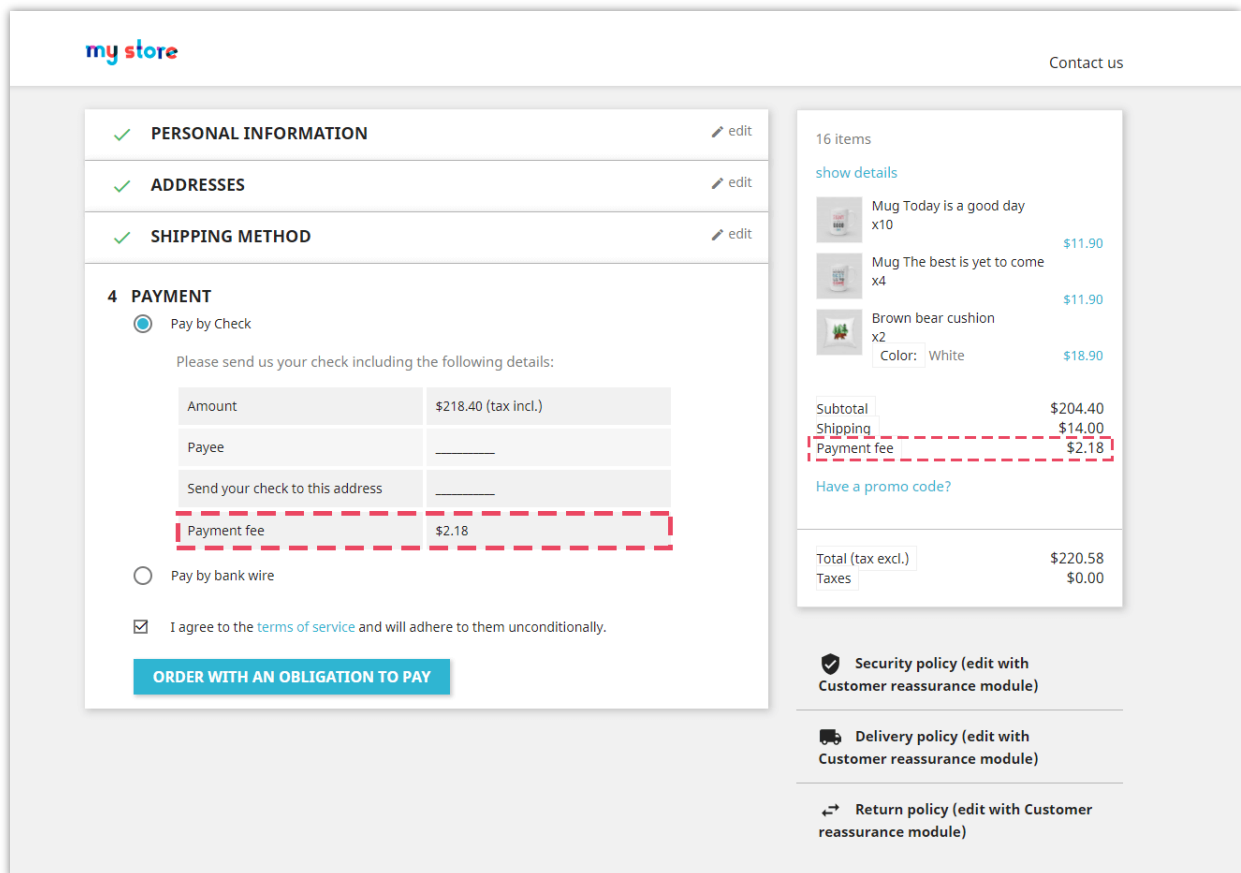
Payment With Fee module offers option to *cancel fee for orders which have total order value over a specific amount* and option to *set minimum and maximum fee* when select percentage fee type.

Step 3: Click **“Save”** to finish.



Payment With Fee ensures that all payment fees will **display on every relevant areas:** order detail of customer/administrator, shopping cart, checkout page, invoice, order confirmation email, etc.

Here is an example of payment fee displaying on the checkout page:



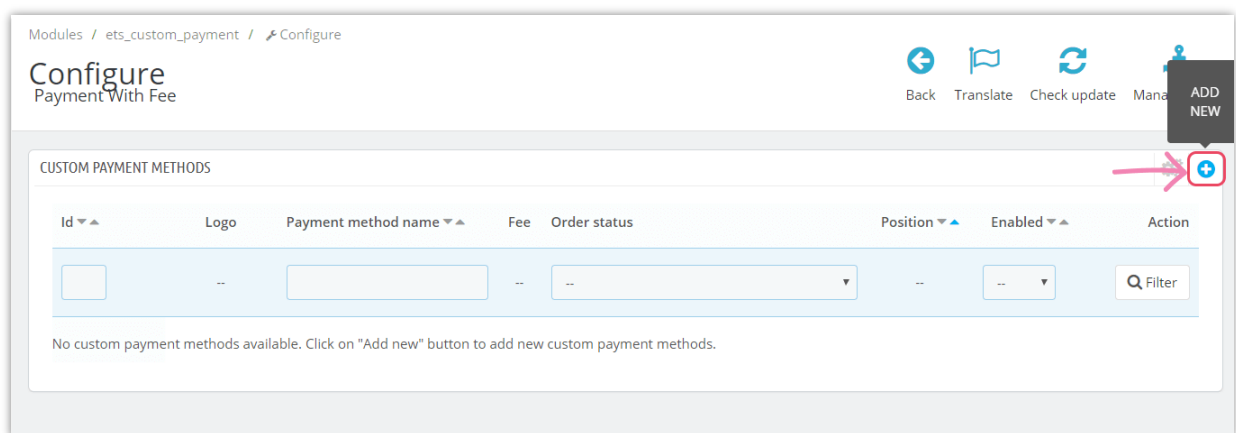
2. Create a new custom payment method

Payment With Fee module also enables you to **create new custom payment methods with/without fee** into your online store. When create a new custom payment method, you have all payment fee options (*fixed amount, percentage, minimum fee, maximum fee, etc.*) as when you add extra fee for other existing payment modules.

In addition, you have options to upload payment logo, select customer groups, countries, carriers to be able to use the custom payment method, etc.

To create new custom payment method, please follow this instruction:

Step 1: From module backend configuration page, click on “Add new” icon.



Step 2: Complete the fields on “Add new payment method” screen then click “Save”.

ADD NEW PAYMENT METHOD

* Payment method name: Payment via e-wallet *Available shortcode [fee] to calculate and show payment fee based on setting*

Description: Payment via e-wallet, for example, Momo, VNPay, ZaloPay. Payment fee: [fee]

Confirmation message: You have selected [payment_method] method. Your order detail has been sent to your email: [email]

Payment logo: ewallet-logo.png

* Order status: Payment accepted

Fee type: Fixed amount

* Fee amount: 3 USD

Fee tax: US-NY Rate (4%)

Free for order over: 500 USD

Minimum total order value: 10 USD

Maximum total order value: USD

Customer groups: All, Visitor, Guest, Customer

Countries: Myanmar (Burma), Namibia, Spain, United States, Vietnam

Carriers: All, my carrier

Active: YES NO

- 3 fee types supported: Free | Fixed amount | Percentage of total order
- Select a fee tax (applies to retail sales of certain tangible personal property and services) for your store location

Payment method will be shown on front office if total order value is between Minimum total order value and Maximum total order value setting

Back Save

On front office:

- ✓ Display payment fee on checkout page

my store Contact us

✓ PERSONAL INFORMATION ✎ edit

✓ ADDRESSES ✎ edit

✓ SHIPPING METHOD ✎ edit

4 PAYMENT

Pay with PayPal | It's easy, simple and secure

Payment With Fee - Demo method (without fee)

Payment With Fee - Bankwire method with fee

Payment With Fee - Cash on delivery with fee

Payment via e-wallet

Payment via e-wallet, for fee: \$3.00

Payment fee (tax excl.) \$3.00

Pay by Cash on Delivery

I agree to the [terms of service](#) and will adhere to them unconditionally.

ORDER WITH AN OBLIGATION TO PAY

2 items

[show details](#)

Hummingbird printed t-shirt
x1
Size: S \$19.12
Color: White

Hummingbird cushion
x1
Color: White \$18.90

Subtotal	\$38.02
Shipping	\$7.00
Payment fee (tax excl.)	\$3.00
<hr/>	
Total (tax excl.)	\$48.00
Taxes	\$0.00

Security policy (edit with Customer reassurance module)

Delivery policy (edit with Customer reassurance module)

Return policy (edit with Customer reassurance module)



© 2020 - Ecommerce software by PrestaShop™

✓ Confirmation page

my store CLOTHES ACCESSORIES ART

✓ **YOUR ORDER IS CONFIRMED**
 You have selected Payment via e-wallet method. Your order detail has been sent to your email: demo@demo.com You can also [download your invoice](#)

ORDER ITEMS

	Hummingbird printed t-shirt - Size : S- Color : White	\$19.12	1	\$19.12
	Hummingbird cushion - Color : White	\$18.90	1	\$18.90
Subtotal				\$38.02
Shipping and handling				\$7.00
Payment fee (tax excl.)				\$3.00
Tax				\$0.12
TOTAL (tax excl.)				\$48.02

ORDER DETAILS:

Order reference: LBPLQHNPW
 Payment method: Payment via e-wallet
 Shipping method: my carrier
 2 days

Your order on Demo shop is complete.
 Please specify your order reference LBPLQHNPW in the bankwire description.
 We've also sent you this information by e-mail.
Your order will be sent as soon as we receive payment.
 If you have questions, comments or concerns, please contact our [expert customer support team](#)

Confirmation message

Payment fee and fee tax are added into total payment value

V. THANK YOU

Thank you again for purchasing our product and going through this documentation. We hope this document is helpful and efficient in the installation and usage of **Payment With Fee** module. If you do have any questions for which the answer is not available in this document, please feel free to contact us.