



# PRODUCT MANAGER

Quick edit, mass edit, bulk edit, customizable product listing, instant product filter, and more!

A product of PrestaHero

# Contents

<b>I. INTRODUCTION</b>	<b>3</b>
<b>II. INSTALLATION</b>	<b>3</b>
<b>III. QUICK PRODUCT EDITING</b>	<b>3</b>
<b>IV. CUSTOMIZE PRODUCT LISTING PAGE</b>	<b>5</b>
<b>V. MASS EDIT (BULK EDIT) PRODUCT</b>	<b>7</b>
1. Mass edit (bulk edit) product	7
2. Mass edit log	12
<b>VI. GENERAL SETTING</b>	<b>13</b>
<b>VII. THANK YOU</b>	<b>14</b>

## I. INTRODUCTION

Quick edit, mass edit, bulk edit, customizable product listing, instant product filter and more! **Product Manager** is a PrestaShop mass edit module that offers you the fastest and most effective product management tools.

*\*"Product Manager" is compatible with PrestaShop 1.7.x and PrestaShop 8.x.*

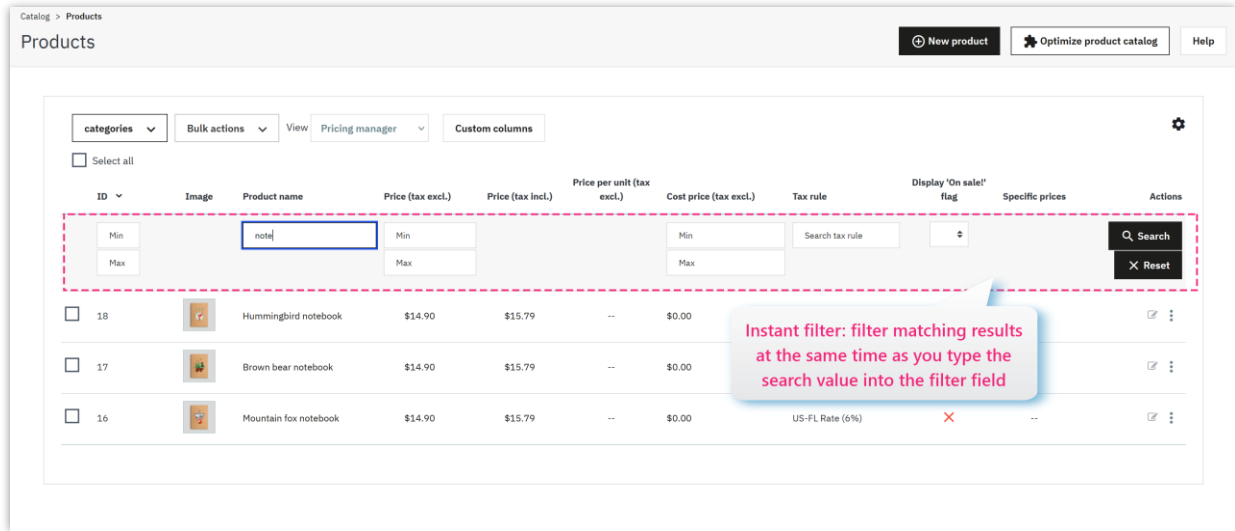
## II. INSTALLATION

- Navigate to **"Modules / Modules & Services"** > click on **"Upload a module / Select file"**.
- Select the module file **"ets\_productmanager.zip"** from your computer then click on **"Open"** to install.
- Click on **"Configure"** button of the module you just install to open the module's configuration page.

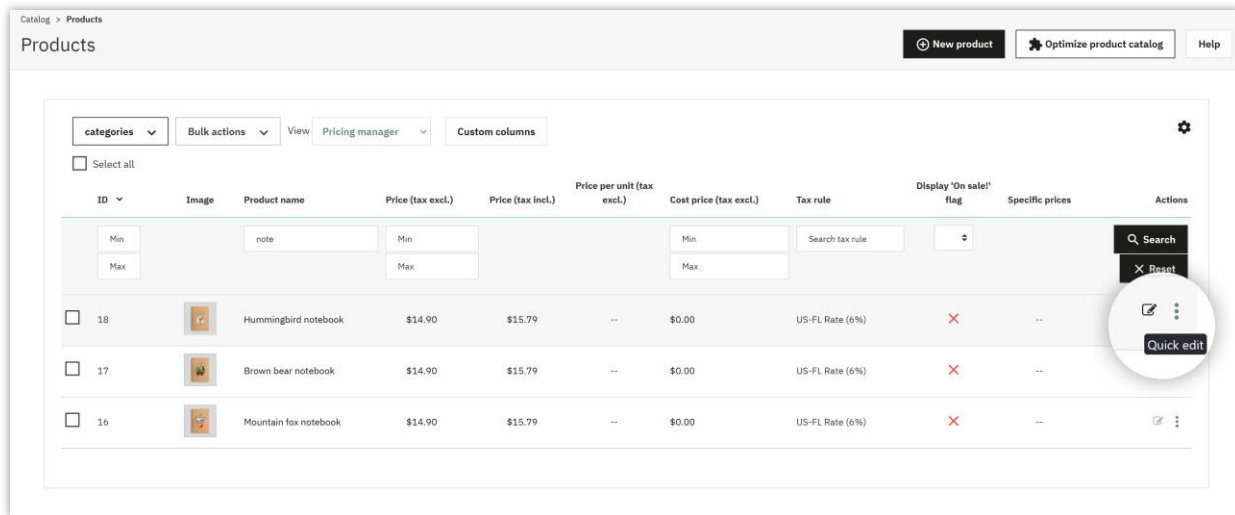
## III. QUICK PRODUCT EDITING

Our PrestaShop product manager module enables you to **edit every type of product information visible to you on the product listing page** with a **live editor feature**. For example, you can quickly edit product name, price (tax excl. and tax incl.), upload product images, edit SEO elements, edit shipping information, etc.

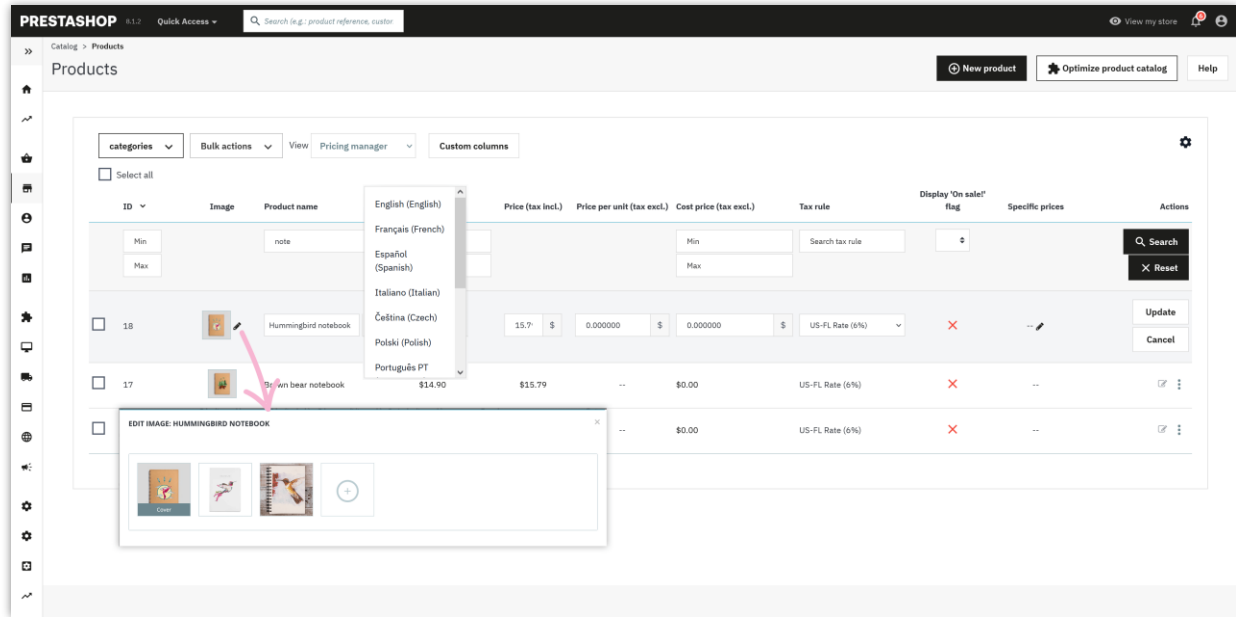
You can use **"Instant filter"** feature to quickly search for the product(s) you want to edit.



Click on **“Quick edit”** icon to start editing your product right on the product listing page.



You can edit directly all product info fields that are visible on the product listing page instead of opening a separate product edit page. The **Product Manager** module also enables you to edit product info fields in multiple languages.

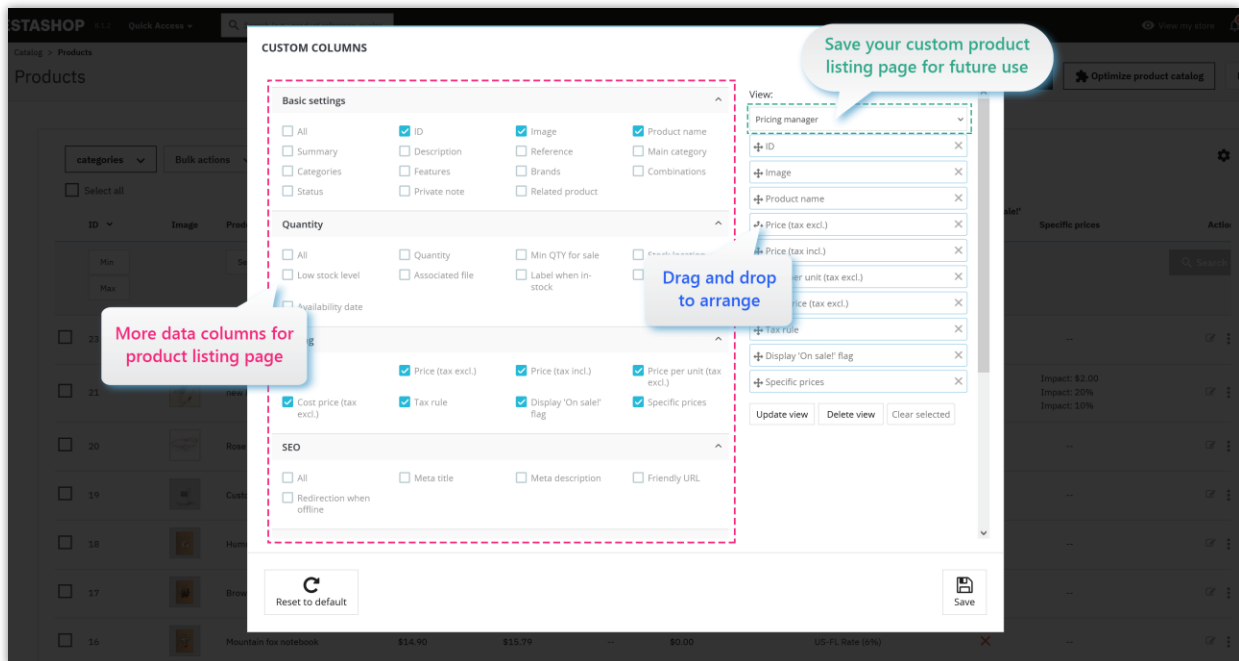
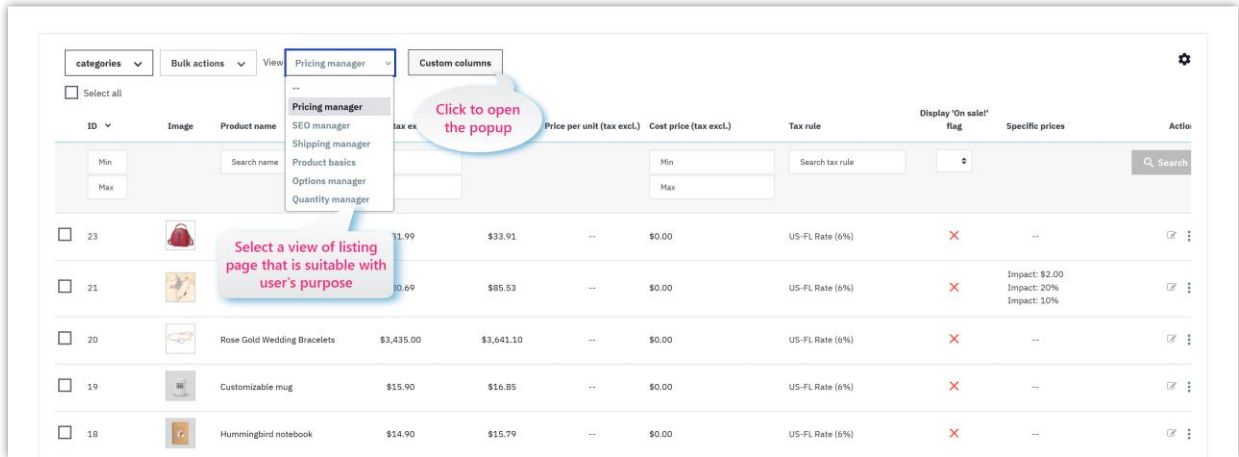


Click on the **“Update”** button to save your changes.

#### IV. CUSTOMIZE PRODUCT LISTING PAGE

With **Product Manager** module, you can add more useful data fields to display on the product listing page (for example: low stock level, availability date, specific price, meta elements, ISBN, attached file, etc.).

To add more data fields on the product listing page, click on **“Custom column”** button to open the setting popup. You can select which fields to display and arrange them by dragging and dropping the field names.



**Product Manager** supports the following data fields:

- **Basic product settings:** ID, image (support multi-language product images generated by our [Multi-language Product Images](#) module), name, summary, description, reference, main category, categories, features, brands, combinations, status, related product, private note.
- **Product quantity:** quantity, minimum quantity for sale, stock location, low stock level, associated file, label when product is in stock, label when product is out of stock (and back order allowed), availability date.

- **Product pricing:** price (tax excl.), price (tax incl.), price per unit (tax excl.), cost price (tax excl.), tax rule, display the “On sale!” flag, specific prices.
- **Shipping:** width, height, depth, weight, delivery time, delivery time of in-stock products, delivery time of out-of-stock products, shipping fees, available carriers.
- **SEO:** meta title, meta description, friendly URL, redirection when offline, SEO fields generated by our [SEO Audit](#) module (SEO score, readability score, focus key phrase/keyword, related key phrases).
- **Other product options:** where do you want your product to appear, tags, conditions, ISBN, EAN-13 or JAN barcode, UPC barcode, customization, attached files, suppliers
- **Extra tabs:** the extra product information tabs generated by our [Custom fields tabs on product page](#) module.

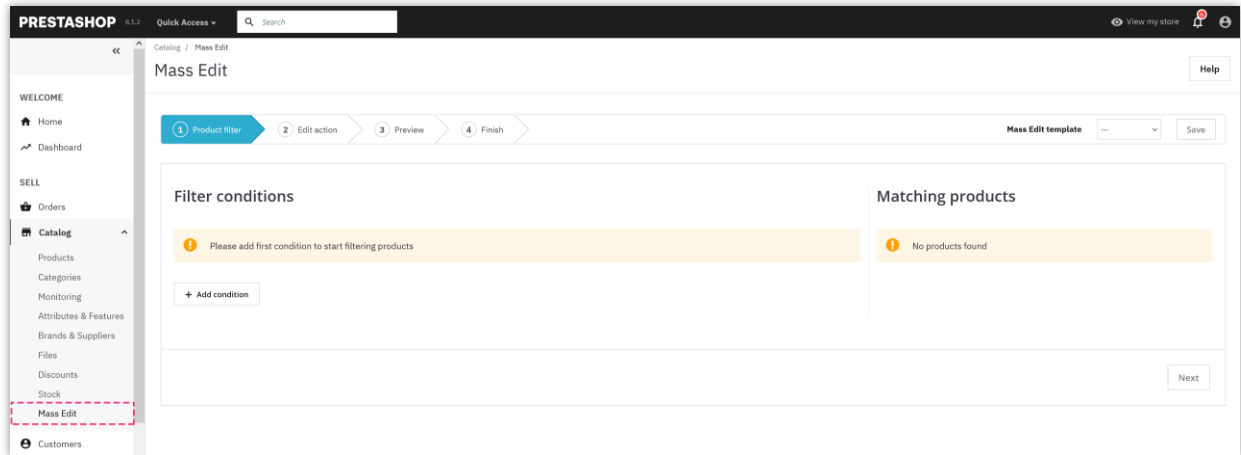
## V. MASS EDIT (BULK EDIT) PRODUCT

### 1. Mass edit (bulk edit) product

---

Editing products in bulk saves you hours at the office. **Product Manager** module helps you mass edit (bulk edit) anything about products in a few clicks such as price, category, quantity, combination, shipping, SEO, etc.

Navigate to “**Catalog**” > “**Mass Edit**” to start editing multiple products.



## 1.1. Product filter

Click on **“Add condition”** button to filter the products you want to edit. You can edit information on all products or select only a few based on your filters. Combine more than one filter to pick products that match your requirements.

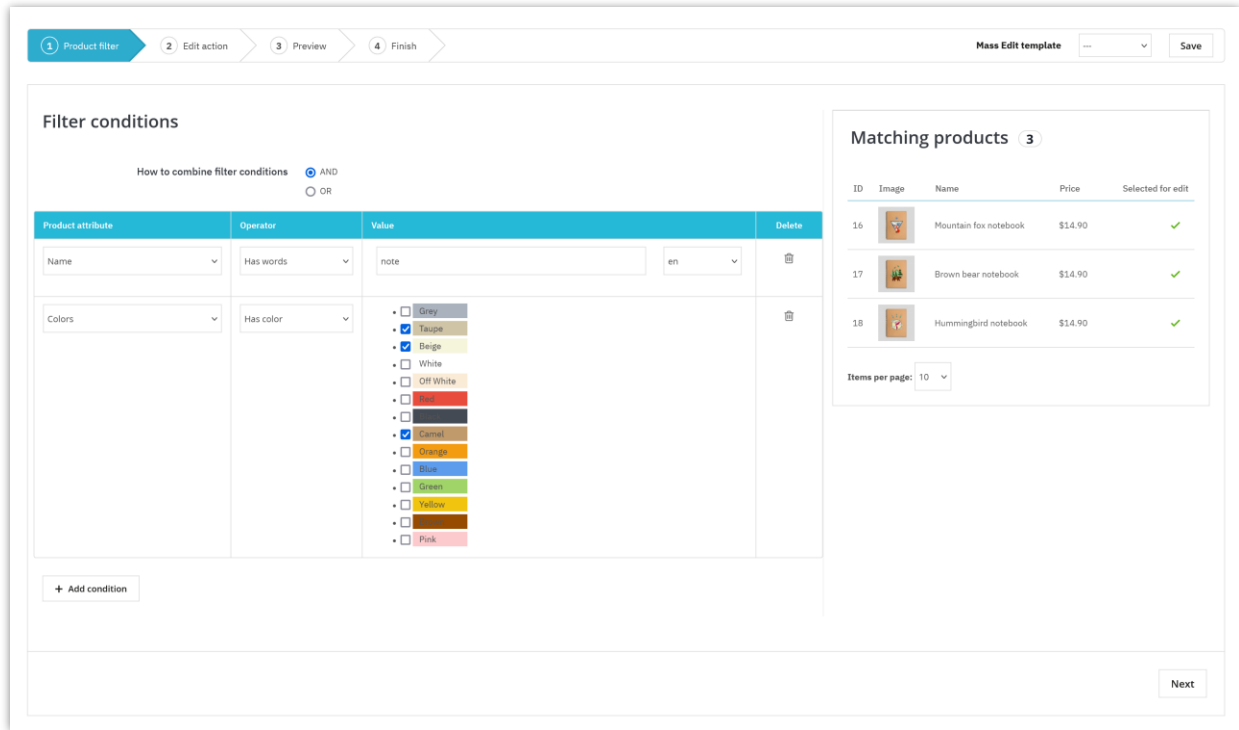
Click on **“Next”** button to proceed to the next step.

### **\*NOTE:**

**Mass edit template:** you can save your mass edit options into edit template and apply this template for future use.

Mass edit template can be saved during step 1, step 2 or step 3.





## 1.2. Edit action

Select which type of product information you want to edit: product basic info (name, images, reference, category, etc.), quantity, pricing, SEO, shipping, other info (tags, condition, attached files, etc.). For each type of product information, you can pick an action (turn on/off, append (text), replace, add or minus an amount, etc.) to apply to the selected information.

**Product Manager** enables you to edit product information in multiple languages. You can be ensured that your PrestaShop store is still working normally during mass/bulk edit.

Click on **“Next”** button to proceed to the next step.

1 Product filter 2 Edit action 3 Preview 4 Finish

Mass Edit template Save

### Edit action

- Base settings
- Categories
- Brand and Features
- Related products
- Quantities**
- Combinations
- Shipping
- Pricing
- SEO
- Options

**QUANTITY** Action: Off + amount - amount Replace

10

**MINIMUM QUANTITY FOR SALE** Action: Off + amount - amount Replace

**STOCK LOCATION** Action: Off Append before Append after Replace

**LOW STOCK LEVEL** Action: Off + amount - amount Replace

**SEND ME AN EMAIL WHEN THE QUANTITY IS BELOW OR EQUALS THIS LEVEL** Action: Off Activate all Disable all

**AVAILABILITY PREFERENCES** Action: Off Replace

**LABEL WHEN IN STOCK** Action: Off Append before Append after Replace

**LABEL WHEN OUT OF STOCK (AND BACK ORDER ALLOWED)** Action: Off Append before Append after Replace

Back Next

### Matching products 3

ID	Image	Name	Price
16		Mountain fox notebook	\$14.90
17		Brown bear notebook	\$14.90
18		Hummingbird notebook	\$14.90

Items per page: 10

### 1.3. Preview

On this step, you should take a look of all product information fields that are going to be edited. If you still want to modify the edit action, click **“Back”** to return to step 2.

Click on **“Edit now”** button to start the mass edit process.

Quick Access ▾ Search View my store

Catalog / Mass Edit Help

Mass Edit

1 Product filter 2 Edit action 3 Preview 4 Finish Mass Edit template Save

### Edit action

Field	Action	Language	Value
Quantity	Plus amount	--	10

### Matching products 3

ID	Image	Name	Price
16		Mountain fox notebook	\$14.90
17		Brown bear notebook	\$14.90
18		Hummingbird notebook	\$14.90

Items per page: 10

Back Edit now

## 1.4. Finish

When the mass edit process is completed, you can view the edit log or start a new mass edit process. Click on **“View edit log”** button to open the mass edit log.

Quick Access ▾ Search View my store

Catalog / Mass Edit Help

Mass Edit

1 Product filter 2 Edit action 3 Preview 4 Finish Mass Edit template Save

✔ 3 product(s) updated successfully

### View edit log 3

Mass Edit template	Product	Field name	Language	Old value	New value	Date
...	Mountain fox notebook	Stocks	--	Quantity: 3600 Paper Type - Ruled, Quantity: 300 Paper Type - Plain, Quantity: 600	Quantity: 3690 Paper Type - Ruled, Quantity: 310 Paper Type - Plain, Quantity: 610	09/24/2024 06:07:22
...	Brown bear notebook	Stocks	--	Quantity: 3300 Paper Type - Ruled, Quantity: 600 Paper Type - Plain, Quantity: 600	Quantity: 3370 Paper Type - Ruled, Quantity: 610 Paper Type - Plain, Quantity: 610	09/24/2024 06:07:22
...	Hummingbird notebook	Stocks	--	Quantity: 3300 Paper Type - Ruled, Quantity: 600 Paper Type - Plain, Quantity: 600	Quantity: 3370 Paper Type - Ruled, Quantity: 610 Paper Type - Plain, Quantity: 610	09/24/2024 06:07:22

Showing 1 to 3 of 3 (3 Page)

View all edit log Edit again

## 2. Mass edit log

All mass edits will be saved into mass edit logs; you can revert the changes with just one click. Click the **“Restore”** button to return the edited field to the original state. Click on **“Delete”** to delete the edit log.

The screenshot displays the 'Mass Edit log' interface. At the top, there is a search bar and navigation links. Below the title 'Mass Edit log', there are filter options for 'Mass Edit template', 'Product', 'Field name', and 'Language'. A table lists various products and their edited fields, including 'Mountain fox notebook', 'Brown bear notebook', 'Hummingbird notebook', and 'new Rose gold wedding ring'. Each row includes columns for 'Old value', 'New value', and 'Date'. Action buttons for 'Restore' and 'Delete' are visible for each entry. At the bottom, there are pagination controls showing 'Showing 1 to 20 of 62 (4 Pages)' and 'Items per page: 20'.

Mass Edit template	Product	Field name	Language	Old value	New value	Date	Action
All			All			From To	Filter
--	Mountain fox notebook	Stocks	--	Quantity: 3600 Paper Type - Ruled, Quantity: 300	Quantity: 3690 Paper Type - Ruled, Quantity: 310 Paper Type - Plain, Quantity: 610	09/24/2024 06:07:22	Restore
--	Brown bear notebook	Stocks	--	Quantity: 3300 Paper Type - Ruled, Quantity: 600	Quantity: 3370 Paper Type - Ruled, Quantity: 610 Paper Type - Plain, Quantity: 610	09/24/2024 06:07:22	Delete Restore
--	Hummingbird notebook	Stocks	--	Quantity: 3300 Paper Type - Ruled, Quantity: 600	Quantity: 3370 Paper Type - Ruled, Quantity: 610 Paper Type - Plain, Quantity: 610	09/24/2024 06:07:22	Restore
--	new Rose gold wedding ring	Name	English (English)	Rose gold wedding ring	new Rose gold wedding ring	04/11/2024 23:04:26	Restore
--	new Handbag	Name	English (English)	Handbag	new Handbag	04/11/2024 23:04:26	Restore
--	Mountain fox notebook	Weight	--	0.300000(kg)	1.3(kg)	12/18/2023 22:00:13	Restore
--	Brown bear notebook	Weight	--	0.300000(kg)	1.3(kg)	12/18/2023 22:00:13	Restore
--	Hummingbird notebook	Weight	--	0.300000(kg)	1.3(kg)	12/18/2023 22:00:13	Restore
--	Customizable mug	Weight	--	0.300000(kg)	1.3(kg)	12/18/2023 22:00:13	Restore
--	Rose Gold Wedding Bracelets	Weight	--	0.000000(kg)	1(kg)	12/18/2023 22:00:13	Restore
--	new Rose gold wedding ring	Weight	--	0.000000(kg)	1(kg)	12/18/2023 22:00:13	Restore
--	new Handbag	Weight	--	0.000000(kg)	1(kg)	12/18/2023 22:00:13	Restore
--	The best is yet to come! Framed poster	Weight	--	0.300000(kg)	1.3(kg)	12/18/2023 22:00:12	Restore
--	The adventure begins Framed poster	Weight	--	0.300000(kg)	1.3(kg)	12/18/2023 22:00:12	Restore
--	Today is a good day Framed poster	Weight	--	0.300000(kg)	1.3(kg)	12/18/2023 22:00:12	Restore
--	Mug The best is yet to come	Weight	--	0.300000(kg)	1.3(kg)	12/18/2023 22:00:12	Restore
--	Mug The adventure begins	Weight	--	0.300000(kg)	1.3(kg)	12/18/2023 22:00:12	Restore
--	Mug Today is a good day	Weight	--	0.300000(kg)	1.3(kg)	12/18/2023 22:00:12	Restore
--	Mountain fox cushion	Weight	--	0.300000(kg)	1.3(kg)	12/18/2023 22:00:12	Restore
--	Brown bear cushion	Weight	--	0.300000(kg)	1.3(kg)	12/18/2023 22:00:12	Restore

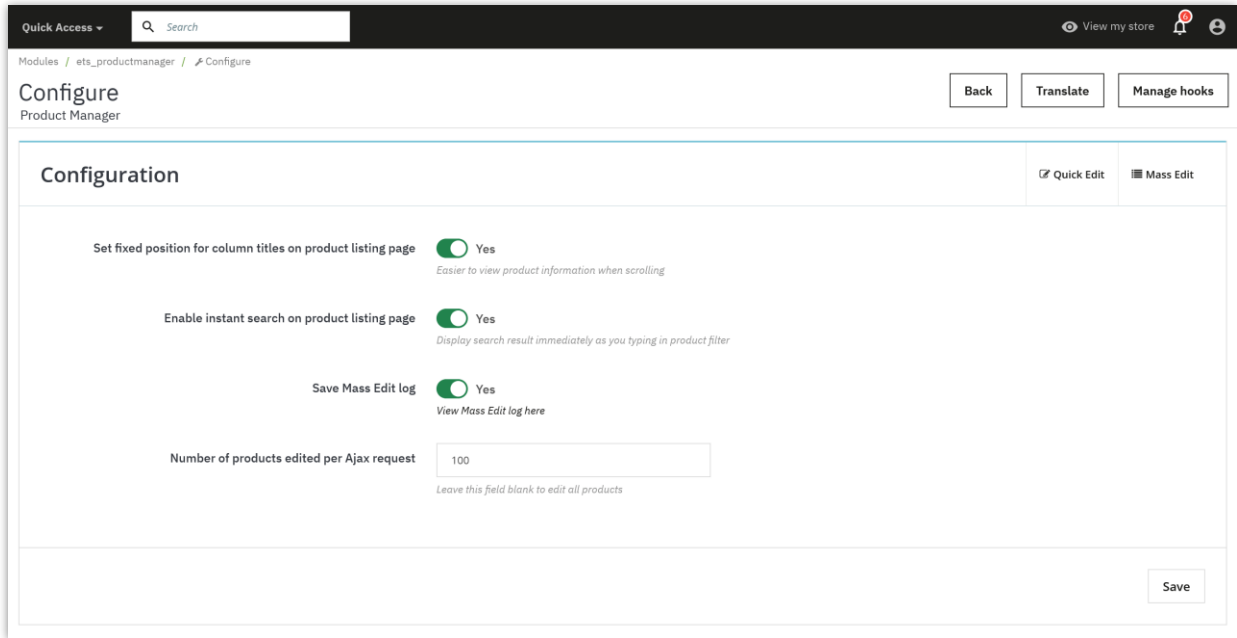
**\*NOTE:**

To be able to view mass edit log, you need to enable “**Save Mass edit log**” option in module’s configuration page before running mass edit (bulk edit).

## VI. GENERAL SETTING

General setting options for customizing product listing page, mass edit (bulk edit) product and mass edit log.

- Click on “**Quick edit**” link on top – right of the configuration page to open the product listing page.
- Click on “**Mass edit**” link to open “**Mass edit**” page.
- **Set fixed position for column titles on product listing page:** The titles of product info fields on the product listing page will be put in a fixed position (similar to the sticky menu) when you scroll through product listing page.
- **Enable instant search on product listing page:** Display search results immediately as you type in product filter on the product listing page.
- **Save mass edit log:** enable this option to save the log for every time you mass edit products.



## VII. THANK YOU

Thank you again for purchasing our product and going through this documentation. We hope this document is helpful and efficient in the installation and usage of **Product Manager** module. If you do have any questions for which the answer is not available in this document, please feel free to contact us.