



WHOLESALE B2B

**Turn PrestaShop into professional wholesale platform,
wholesale registration, wholesale levels with particular
discounts and rewards, loyalty rewards, quick order table
and more!**

A product of PrestaHero

Contents

I. WELCOME	3
II. INTRODUCTION	3
III. INSTALLATION	3
IV. SETTING UP YOUR WHOLESALE PROGRAM	4
1. Wholesale levels	5
2. Wholesale conditions	6
3. Registration	8
4. Email settings	9
5. Cronjob settings	10
6. Wholesale customer list	11
V. REWARD SETTINGS	13
1. Reward usage settings	15
2. Withdrawal methods	15
3. Reward status	20
VI. PRIVATE SHOP SETTINGS	22
VII. MANAGING WHOLESALE CUSTOMER'S APPLICATION	24
VIII. MANAGING PROMOTED PRODUCTS AND WHOLESALE ORDERS	26
1. Managing promoted products	26
2. Managing wholesale orders	29
IX. MANAGING RETAILER DOCUMENTATIONS	31
X. DASHBOARD	32
XI. THANK YOU	34

I. WELCOME

Thank you for purchasing our product. We hope to guide you through all the aspects of the module installation and the module setup within this document. If you have any questions that are beyond the scope of this documentation, please feel free to contact us.

***Note:**

All instruction screenshots are taken from PrestaShop 1.7, but installing and configuring this module on PrestaShop 1.6 is similar.

II. INTRODUCTION

Wholesale B2B is the must-have module for any PrestaShop store that is doing wholesale. It is a simple, easy to use **PrestaShop wholesale module** that lets you focus on growing the business and attracting more wholesale customers!

Wholesale B2B module is everything you need to integrate the wholesale solution into your PrestaShop online store. Easy to manage retailer levels, promoted products, rewards, etc. and encourage shoppers to spend more to get greater discounts.

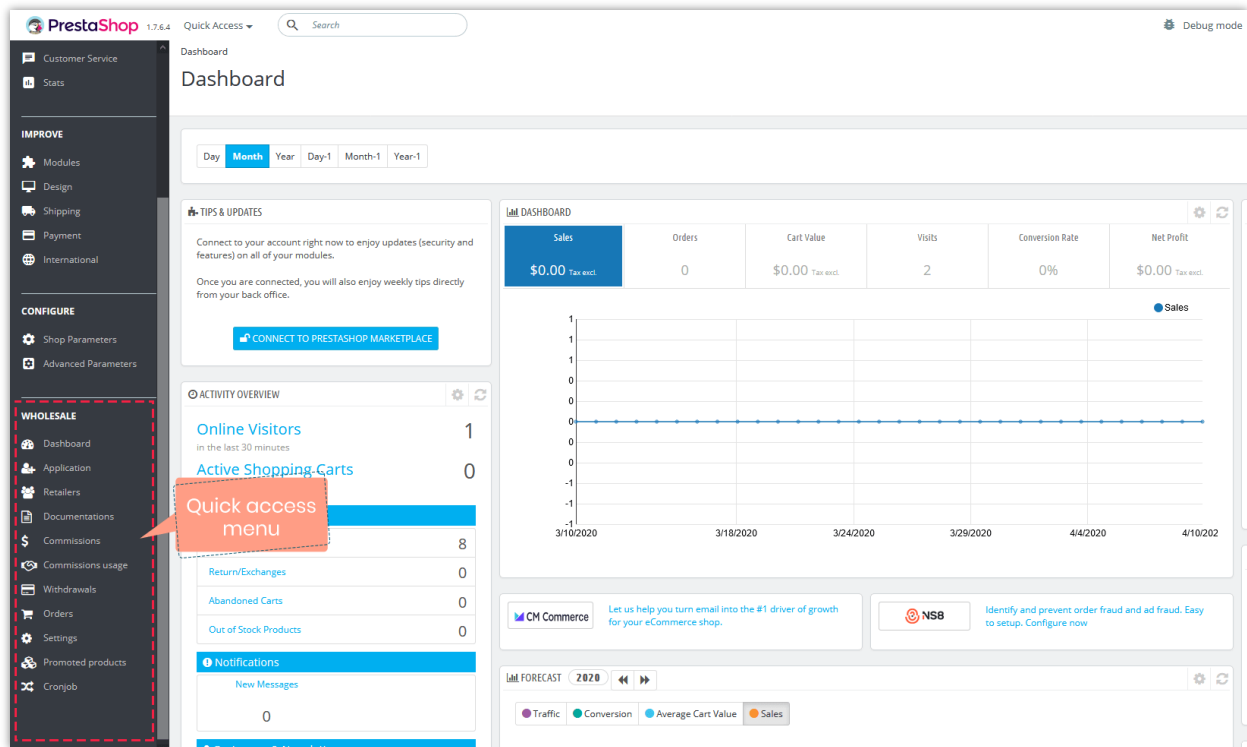
** **"Wholesale B2B"** is compatible with PrestaShop 1.6.x, PrestaShop 1.7.x and PrestaShop 8.x*

III. INSTALLATION

1. Navigate to **"Modules / Modules & Services"**, click on **"Upload a module / Select file"**.
2. Select the module file **"ets_wholesale.zip"** from your computer then click on **"Open"** to install.

3. Click on **“Configure”** button of the module you just installed to open the module's configuration page.

Quick access: You can also navigate to **Wholesale B2B**'s configuration page through the quick access menu.



IV. SETTING UP YOUR WHOLESALE PROGRAM

After successfully installing **Wholesale B2B** module, let's configure all necessary elements to run wholesale program on your store!

By default, after you successfully installing **Wholesale B2B** module, the wholesale system is enabled on your PrestaShop store. Firstly, we will configure wholesale levels for your future customers.

1. Wholesale levels

Wholesale B2B allows store admin to add an unlimited number of wholesale level with different reward rate and condition. Wholesale customers will be automatically put into a new level when they satisfy the level conditions.

Click on “**Customers > Wholesale levels**” to set up wholesale levels for your wholesale program.

By default, **Wholesale B2B** has already created a “Starter” wholesale level for you. You can add new level or edit the default level (edit level name, discount rate, etc.).

Customers / Wholesale levels

Wholesale levels

Dashboard Customers Rewards Withdrawals Orders Applications Promotion Documentation Settings

Customers > Wholesale levels

WHOLESALE LEVEL SETTINGS

Automatically change level when eligible ☒ YES ☐ NO
Conjob setup is required to make this work! [Configure cronjob here](#)

Scheduled level check
The frequency to perform level check for each seller and change seller level if eligible.

WHOLESALE LEVELS 4

Order amount	Level name	Discount	Min QTY to get discount	Members	Action
Min Max		Min Max	Min Max		
\$0.00	Starter	5.00%	1	1	<input type="button" value="View"/>
\$100.00	Level 1	10.00%	5	1	<input type="button" value="View"/>
\$200.00	Level 2	15.00%	10	0	<input type="button" value="View"/>
\$300.00	Level 3	20.00%	15	2	<input type="button" value="View"/>

Showing 1 to 4 of 4 (1 Page)

Click on “**Add new level**” icon to add a new wholesale level > Set up the condition for the wholesale level > Click “Save”.

DashboardCustomers RewardsWithdrawalsOrdersApplicationsPromotionDocumentationSettings

Customers > Wholesale levels

ADD LEVEL

* Level name

Level 4

en

Discount

20.0

%

This parameter allow you to deduct product price for a wholesale customer if they are in this level.

* Minimum quantity to get discount

50

Minimum quantity of each product that wholesale customer need to add to cart in order to get the wholesale discount. This is global value and can be set particularly for each product in product edit page.

Price display method

Tax included

Order amount

10000

USD

Wholesale customer is automatically upgraded to this group when their total order amount reaches this value. Leave blank to stop auto-upgrade seller group.

Cancel

Save

2. Wholesale conditions

From module's configuration page, select "**Settings > General**" menu to be navigated to "**General**" page.

Quick Access ▾ Search

Settings / General

General

Dashboard Customers ▾ Rewards Withdrawals Orders Applications Promotion Documentation Settings ▾

🏠 > Settings > General

GENERAL Conditions Registration Email Cronjob

Enable wholesale system ☒ YES ☐ NO

Default wholesale level Starter ▾

Enable quick order table ☒ YES ☐ NO

Default quantity on quick order table 1

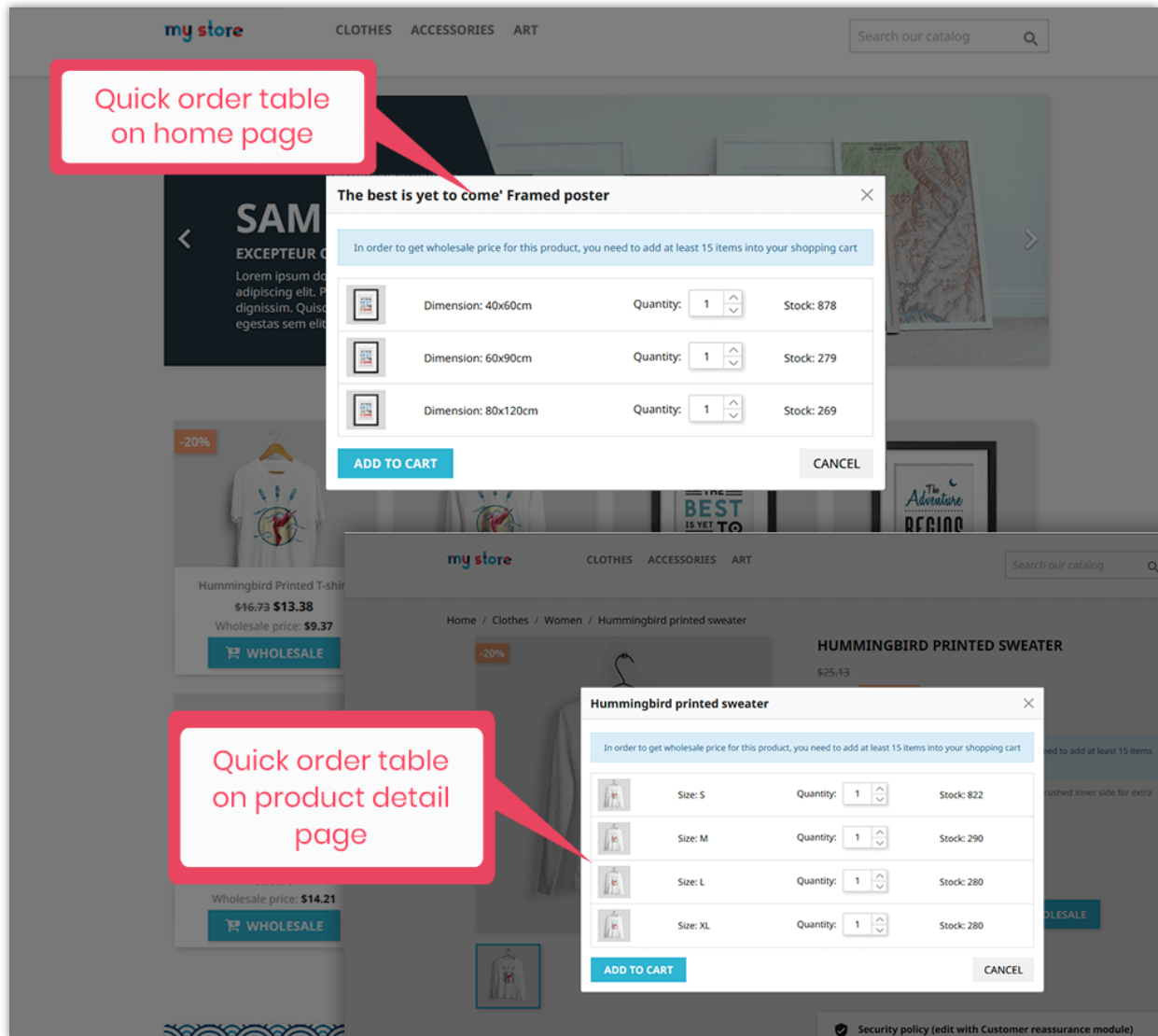
Display stock number ☒ YES ☐ NO

"Minimum product quantity to get wholesale discount to get discount" is based on ☒ Particular quantity of each product combination ☐ Gross quantity from all combinations

Save

Default wholesale level: select a default wholesale level for freshly registered wholesale customers.

Quick order table: when wholesale customers click on “Wholesale” button to buy wholesale products, a quick order table will appear and allow wholesale customers to buy product with different features/attributes in large quantity.



3. Registration

Registration form: customers will have to submit a registration form with the required information and waiting for approval from store administrator to become a wholesale customer. You can add unlimited number of fields to registration form.

Settings > General

GENERAL Conditions **Registration** Email Cronjob

REGISTRATION FORM

First Name (Default)

Last Name (Default)

Email (Default)

+ Add new field

Require customers to submit additional information **YES** NO

ADDITIONAL INFORMATION FORM

+ Address + -

+ Phone Number + -

+ Add new field

Save

Require customers to submit additional information: you can require customers to provide more information before approving their application. Add as many fields as you want to gain information from customers.

Finally, click **“Save”** to apply your configuration.

4. Email settings

On this page, you can set up the email addresses you want to receive notification email from **Wholesale B2B** module. Enter email addresses separated by a comma (",") if you want to send notification messages to more than 1 email.

[Settings](#) > General

GENERAL

ConditionsRegistrationEmailCronjob

Email addresses to receive notifications

Notification messages ("New reward has been created", "Reward has been validated", "New withdrawal request", etc.) will be sent to these emails. Enter email addresses separated by a comma (",") if you want to send notification messages to more than 1 email

Send email to admin when customer submits an application to become a retailer

YESNO

Send email to admin when customer submits additional information

YESNO

Send email to customers when their application is approved or declined

YESNO

Send email to customer when their application submitted

YESNO

Send email to retailers when their account is disabled

YESNO

Send email to admin when a reward is created for retailer

YESNO

Send email to retailers when a reward is created for them

YESNO

Send email to admin when a reward is validated or canceled

YESNO

Send email to retailer when a reward is validated or canceled

YESNO

Send email to admin when a withdrawal request is submitted

YESNO

Send email to admin when a withdrawal request is approved or declined

YESNO

Send email to retailers when their withdrawal is approved or declined

YESNO

Send email to retailers when their account changes retailer level

YESNO

Save

5. Cronjob settings

You may set up a **cronjob** on your server to *automatically change wholesale level of wholesale customer and update reward status*.

To set up cronjob feature, please navigate to **"Cronjob"** page.

🏠 > Settings > General

GENERAL Conditions Registration Email Cronjob

* Some important notes before setting Cronjob:

- Cronjob frequency should be at least twice per day, the recommended frequency is once per minute
- How to setup a cronjob is different depending on your server. If you're using a Cpanel hosting, watch this video for more reference: <https://www.youtube.com/watch?v=bm8jg1nD5yA>

You can also contact your hosting provider to ask them for support on setting up the cronjob

* Setup a cronjob as below on your server to automatically change retailer level of retailer and update reward status.

*** * php `*/ * * * * * /usr/local/bin/php /usr/local/cronjob.php secure=qFL3Ka59K5vo`

* Execute the cronjob manually by clicking on the button below

Execute cronjob manually

* Cronjob secure token:

qFL3Ka59K5vo Update

Save cronjob log: YES NO

Only recommended for debug purpose

Cronjob log:

```
06/09/2020 21:19:32: Cronjob run but nothing to do
08/19/2020 06:24:07: Change level 1 retailer
08/26/2020 04:20:10: Change level 1 retailer
09/30/2020 04:41:19: Change level 1 retailer
```

Clear log

Save

Wholesale B2B also allows you to save cronjob log for debug purpose.

6. Wholesale customer list

On "**Customers > Wholesale list**" page, store admin can view and manage the wholesale customer list.

Dashboard

Customers

Rewards

Withdrawals

Orders

Applications

Promotion

Documentation

Settings

Customers

Wholesale list

WHOLESALE LIST

4

ID	Wholesale customer name	Wholesale customer email	Wholesale level	Wholesale customer account status	Action
11	Anna Smith	anna.ets@gmail.com	Starter	✓	<div>View</div>
10	Helen Le	hienletest01@gmail.com	Level 3	✓	<div>View</div>
9	Freya Test	freystate@gmail.com	Level 1	✓	<div>View</div>
4	demo demo	demo@demo.com	Level 3	✓	<div>View</div>

Showing 1 to 4 of 4 (1 Page)

Edit

Delete

Wholesale B2B module allows store admin to configure the rewards that wholesale customers will earn after purchasing wholesale products. Navigate to **"Settings" > "Reward settings"** page to edit these options as store admin prefer.

Dashboard
Customers
Rewards
Withdrawals
Orders
Applications
Promotion
Documentation
Settings

> Settings > Reward settings

REWARD SETTINGS

GeneralReward usageWithdrawal methodsReward status

Allow wholesale customer to earn reward when purchasing products

YESNO

* Applicable wholesale levels

☒ All
☒ Starter
☒ Level 1
☒ Level 2
☒ Level 3

Only wholesale customers in the selected levels can receive rewards when they purchase products

How to calculate reward?

☒ Base on percentage of total product price

☐ Give a fixed amount for each purchased product

This is global setting for all products, you can set particular options for each product on product edit page under "Wholesale" tab

Reward type

☒ General Reward range for all wholesale levels

☐ Particular Reward range for each wholesale level

This is global setting for all products, you can set particular options for each product on product edit page under "Wholesale" tab

Reward ranges

Starting at (units)

Reward value

Edit
Delete

1

1.00%

Edit
Delete

6

3.00%

Edit
Delete

11

10.00%

Edit
Delete

20

15.00%

Edit
Delete

30

20.00%

Edit
Delete

Add Reward range

Applicable product categories

☒ All product categories

☐ Specific product categories

Retails get rewards when they purchase products in selected categories

Include specific products

Search by name, reference and ID

Wholesale customers will earn a reward when they buy these specific products even if they are not in the selected categories above

Exclude specific products

Search by name, reference and ID

Wholesale customers will not earn a reward when they buy these specific products even if they are not in the selected categories above

Multiply reward by product quantity

YESNO

The total reward that a wholesale customer can earn will be calculated by the reward amount of one product unit multiply with the number of products that wholesale customer bought

Exclude tax before calculating reward

YESNO

Do not give reward if wholesale customer buys discounted products

YESNO

Recalculate reward when admin add/edit order

YESNO

Maximum reward amount per order

USD

Limit the maximum reward amount giving for each order

Save

1. Reward usage settings

After earning reward by successfully purchasing products with large quantity, wholesale customers can use this reward to pay for order, convert into voucher codes or withdraw to their bank account. On this page, store admin can configure the reward usage for wholesale customers.

Quick Access ▾ Search

Debug mode View my shop

Reward usage

Reward usage

Dashboard Customers ▾ Rewards Withdrawals Orders Applications Promotion Documentation Settings ▾

Settings > Reward settings

REWARD SETTINGS

General **Reward usage** Withdrawal methods Reward status

Allow wholesale customers to pay for their order using reward balance **YES** NO

Minimum reward balance required to be usable to pay for order USD

Reward balance need to exceed this value to allow customers to use it for checkout process. Leave blank to allow customers to use reward balance without this limit

Maximum reward balance can be used to pay for each order USD

The maximum amount of reward that can be used to pay for each order when customer checkout. Leave blank to allow customer to pay for their orders using any amount of reward they have in their account

Allow customers to convert reward balance into voucher **YES** NO

They can use this voucher when checking out their order

Minimum reward balance required to be usable to convert into voucher USD

Reward balance need to exceed this value to allow customers to convert into voucher. Leave blank to allow customer to use reward balance without this limit

Maximum reward balance that can be converted into voucher (each time) USD

The maximum amount of reward balance that customer can convert into voucher code (each time they do that). Leave blank to allow customer to convert any amount of reward balance into voucher code.

Display "Convert voucher" message in shopping cart **YES** NO

Discount name Converted from commission balance en ▾

Allow customer to withdraw reward **YES** NO

Enable this feature to allow customers to withdraw their reward balance to their bank account, PayPal account, Amazon gift card, etc. Create withdrawal methods you want in "Withdrawal methods" tab

Minimum reward balance required to be usable to withdraw USD

Customer balance need to exceed this value to allow customers to withdraw. Leave blank to allow customer to use reward balance without this limit

Maximum amount can withdraw each request USD

Maximum amount of reward balance that customer can withdraw (each time). Leave blank to allow customer to withdraw any amount of reward balance they have in their account.

Require invoice? **YES** NO

Ask customer to submit an invoice when they withdraw their reward balance.

Require customer to wait until the last pending withdrawal request to be processed to submit a new one? **YES** NO

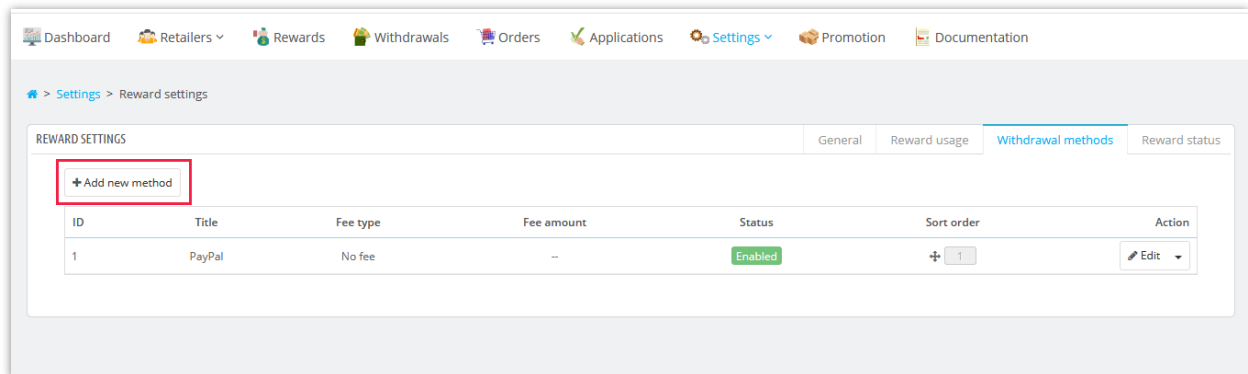
Enable this option will limit customer to be able to submit a new withdrawal request if the last one still being processed

Save

2. Withdrawal methods

Wholesale customers can send a withdrawal request to store admin and receive their reward money. Store admin should set up a payment method to enable wholesale customers to submit their withdrawal request.

Wholesale B2B has already created a default payment method for you. To add a new payment method, please click on **“Add new method”** button.



Next, please enter payment method name >> select payment fee type >> enter estimated processing time. Turn “Enable” option to “YES” then click “Save” button.

CREATE NEW WITHDRAWAL METHOD

*Method name Bank en

Fee type Fixed amount each withdrawal request

*Fee (fixed amount) 5.0 USD

Description en

Estimated processing time day(s)

Logo Browse... payment logo.png
Accepted formats: jpg, jpeg, png, gif. Limit 8Mb

Enabled YES NO

WITHDRAWAL METHOD FIELDS

? You can add several input fields (Bank account number, PayPal address, etc.) to collect necessary information from customers to process their withdrawal request. Drag and drop to sort payment method fields

+ Add new field

Back Save

After saving new payment method, you can add several input fields (Bank account number, PayPal address, etc.) to collect necessary information from wholesale customers to process their withdrawal request.

Click on **“Add new field”** button to add payment input fields.

Enter method field title >> Select field type >> Add description (optional) >> Set this field as required or not >> Turn “Enable” option to “YES”. Click “Save” to finish.

❖ **How wholesale customers can submit their withdrawal request:**

Wholesale customers will click on payment method name to select their prefer payment method.

Home / My account / My wholesale customer account / Withdrawals

Dashboard

Rewards


Withdrawals

Vouchers

Profile

Documentation

Select one of available payment methods below to submit your money withdrawal request

Logo	Method	Description	Estimate processing time	Fee	Available balance for withdrawal
	PayPal	The fastest method to withdraw funds, directly to your local bank account!	30 day(s)	Free	\$280.39

YOUR LAST WITHDRAWAL REQUESTS

ID	Withdraw method	Amount	Status	Processed date	Description
7	PayPal	\$10.00	Pending	2020-12-05 21:41:11	Withdrawn (PayPal, ID withdrawal: 7)
6	PayPal	\$5.00	Approved	2020-12-02 04:05:24	Withdrawn (PayPal, ID withdrawal: 6)
5	PayPal	\$10.00	Approved	2020-11-25 23:55:57	Withdrawn (PayPal, ID withdrawal: 5)
4	PayPal	\$15.00	Pending	2020-11-25 23:45:33	Withdrawn (PayPal, ID withdrawal: 4)
2	PayPal	\$1.00	Pending	2020-10-02 20:45:17	Withdrawn (PayPal, ID withdrawal: 2)
1	PayPal	\$1.00	Approved	2020-09-26 04:59:59	Withdrawn (PayPal, ID withdrawal: 1)

Showing 1 to 6 of 6 (1 Page)

Back to wholesale customer account

Home

Wholesale customers will need to fill in the withdrawal request form to be able to submit their request:

Home / My account / My wholesale customer account / Withdrawals

Dashboard

Rewards

Withdrawals

Vouchers

Profile

Documentation

SUBMIT WITHDRAWAL REQUEST

Withdrawal methods: PayPal

Fee: Free

Estimated processing time: 30 days

Balance available for withdrawal: \$280.39

Description: The fastest method to withdraw funds, directly to your local bank account!

Please fill in the fields below with required information then submit your withdrawal request.

Amount to withdraw

\$

You will receive:

\$5.00

Note: Withdrawal fee has been calculated.

Additional information

* PayPal Email

Type your PayPal email to receive money

* Phone

Type your phone number

* First Name

Type your first name

* Last Name

Type your last name

*Note: Please enter the required information above exactly to receive your funds. Wrong information may result in losing the money that you're withdrawing

WITHDRAW FUNDS

CANCEL

Back to wholesale customer account

Home

Store admin can view and manage all withdrawal requests on “Withdrawals” page:

WholeSale B2B / Withdrawals

Withdrawals

Help

Dashboard

Customers

Rewards

Withdrawals

Orders

Applications

Promotion

Documentation

Settings

Withdrawals

WITHDRAWALS 7

ID	Wholesale customer name	Withdraw method	Amount	Status	Description	Action
			Min Max			Filter
7	demo demo	PayPal	\$10.00	Pending	Withdrawn (PayPal, ID withdrawal: 7)	View
6	demo demo	PayPal	\$5.00	Approved	Withdrawn (PayPal, ID withdrawal: 6)	<div> <div>Approve</div> <div>Decline - Return reward</div> <div>Decline - Deduct reward</div> <div>Delete</div> </div>
5	demo demo	PayPal	\$10.00	Approved	Withdrawn (PayPal, ID withdrawal: 5)	
4	demo demo	PayPal	\$15.00	Pending	Withdrawn (PayPal, ID withdrawal: 4)	
3	Helen Le	PayPal	\$10.00	Approved	Withdrawn (PayPal, ID withdrawal: 3)	View
2	demo demo	PayPal	\$1.00	Pending	Withdrawn (PayPal, ID withdrawal: 2)	View
1	demo demo	PayPal	\$1.00	Approved	Withdrawn (PayPal, ID withdrawal: 1)	View

Showing 1 to 7 of 7 (1 Page)

3. Reward status

On this page, you can configure how reward status will be set in specific conditions.

The screenshot shows a web application interface with a top navigation bar containing icons and labels for Dashboard, Customers, Rewards, Withdrawals, Orders, Applications, Promotion, Documentation, and Settings. The breadcrumb trail is 'Settings > Reward settings'. The 'Reward settings' page has four tabs: General, Reward usage, Withdrawal methods, and Reward status (which is active). The 'REWARD SETTINGS' section contains three main configuration areas:

- Reward will be created with "Pending" status if order status is**: A list of order statuses with checkboxes. Checked statuses include: Awaiting bank wire payment, Awaiting Cash On Delivery validation, Awaiting check payment, On backorder (not paid), On backorder (paid), Processing in progress, and Shipped.
- Reward will be created with "Approved" status if order status is**: A list of order statuses with checkboxes. Checked statuses include: Payment accepted, Remote payment accepted, and Shipped.
- Only validate reward if order has been changed to statuses above for**: A text input field followed by a 'Days' label. Below this is a note: 'Reward status will remain "Pending" status until the required days exceeded. Leave blank to validate reward immediately when order status is changed to one of the statuses above. If you set any value for this field, please also set up cronjob so that when this condition is satisfied, cronjob will update status of the reward.'

At the bottom, there is a **Cancel reward if order status is** section with a list of order statuses and checkboxes. Checked statuses include: Canceled, Payment error, Refunded, and Shipped. A 'Save' button with a floppy disk icon is located in the bottom right corner.

Remember to save all your configuration. And now your wholesale program is ready to welcome the first customer!

To view all wholesale customer rewards, store admin can navigate to **“Rewards”** page. From this page, store admin can approve / cancel / delete a **“Pending”** reward or deduct, refund a reward.

ID	Wholesale customer name	Order ID	Note	Product price	Product quantity	Reward	Status	Date	Action
U-11	demo demo	--	Converted into voucher #KM3QVHC	--	--	-\$10.00	Deducted	11/05/2020 21:41:57	Refund
U-10	demo demo	--	Withdrawn (PayPal, ID withdrawal: 7)	--	--	-\$10.00	Deducted	11/05/2020 21:41:11	Refund
U-9	demo demo	--	Converted into voucher #WPS2IN4W	--	--	-\$10.00	Deducted	11/02/2020 04:05:39	Refund
U-8	demo demo	--	Withdrawn (PayPal, ID withdrawal: 6)	--	--	-\$5.00	Deducted	11/02/2020 04:05:24	Refund
C-34	demo demo	23	Purchased: Hummingbird printed t-shirt - Size : XL- Color : Black	\$16.90	16	\$27.04	Approved	11/02/2020 03:55:36	Cancel
C-27	demo demo	23	Purchased: Hummingbird printed t-shirt - Size : S- Color : White	\$16.90	15	\$25.35	Pending	11/02/2020 03:55:35	Approve
C-28	demo demo	23	Purchased: Hummingbird printed t-shirt - Size : S- Color : Black	\$16.90	22	\$55.78	Pending	11/02/2020 03:55:35	Approve
C-29	demo demo	23	Purchased: Hummingbird printed t-shirt - Size : M- Color : White	\$16.90	25	\$63.38	Pending	11/02/2020 03:55:35	Approve
C-30	demo demo	23	Purchased: Hummingbird printed t-shirt - Size : M- Color : Black	\$16.90	30	\$76.06	Pending	11/02/2020 03:55:35	Approve
C-31	demo demo	23	Purchased: Hummingbird printed t-shirt - Size : L- Color : White	\$16.90	35	\$88.74	Pending	11/02/2020 03:55:35	Approve
C-32	demo demo	23	Purchased: Hummingbird printed t-shirt - Size : L- Color : Black	\$16.90	40	\$101.41	Pending	11/02/2020 03:55:35	Approve
C-33	demo demo	23	Purchased: Hummingbird printed t-shirt - Size : XL- Color : White	\$16.90	20	\$50.71	Pending	11/02/2020 03:55:35	Approve
U-7	demo demo	--	Converted into voucher #6CCOKYCX	--	--	-\$5.00	Deducted	10/27/2020 00:00:57	Refund
U-6	demo demo	--	Withdrawn (PayPal, ID withdrawal: 5)	--	--	-\$10.00	Deducted	10/26/2020 23:55:57	Refund
U-5	demo demo	--	Withdrawn (PayPal, ID withdrawal: 4)	--	--	-\$15.00	Deducted	10/26/2020 23:45:33	Refund
C-23	demo demo	22	Purchased: The best is yet to come' Framed poster - Dimension : 40x60cm	\$21.11	15	\$31.67	Approved	10/26/2020 23:43:39	Cancel
C-24	demo demo	22	Purchased: The best is yet to come' Framed poster - Dimension : 60x90cm	\$35.67	20	\$71.34	Pending	10/26/2020 23:43:39	Approve
C-25	demo demo	22	Purchased: The best is yet to come' Framed poster - Dimension : 80x120cm	\$57.51	30	\$172.54	Pending	10/26/2020 23:43:39	Approve
C-26	demo demo	22	Purchased: Mug The adventure begins	\$8.66	16	\$13.86	Pending	10/26/2020 23:43:39	Approve
C-20	demo demo	21	Purchased: The best is yet to come' Framed poster - Dimension : 40x60cm	\$21.11	1	\$0.21	Pending	10/26/2020 23:31:20	Approve

Showing 1 to 20 of 45 (3 Pages)

Wholesale customers can also view their reward status from **“My wholesale customer account”** area from store frontend:

Home / My account / My wholesale customer account / Rewards

Dashboard

Rewards

Withdrawals

Vouchers

Profile

Documentation

REWARDS 40

ID	Reward	Note	Price	Quantity	Status	Date
	<div>Min</div> <div>Max</div>		<div>Min</div> <div>Max</div>	<div>Min</div> <div>Max</div>	<div>--</div> <div></div>	<div>From</div> <div>To</div> <div>Filter</div>
U-11	-\$10.00	Converted into voucher #KM3QVHC	--	--	Deducted	11/05/2020 21:41:57
U-10	-\$10.00	Withdrawn (PayPal, ID withdrawal: 7)	--	--	Deducted	11/05/2020 21:41:11
U-9	-\$10.00	Converted into voucher #WPS2IN4W	--	--	Deducted	11/02/2020 04:05:39
U-8	-\$5.00	Withdrawn (PayPal, ID withdrawal: 6)	--	--	Deducted	11/02/2020 04:05:24
C-34	\$27.04	Purchased: Hummingbird printed t-shirt - Size : XL- Color : Black	\$16.90	16	Approved	11/02/2020 03:55:36
C-27	\$25.35	Purchased: Hummingbird printed t-shirt - Size : S- Color : White	\$16.90	15	Pending	11/02/2020 03:55:35
C-28	\$55.78	Purchased: Hummingbird printed t-shirt - Size : S- Color : Black	\$16.90	22	Pending	11/02/2020 03:55:35
C-29	\$63.38	Purchased: Hummingbird printed t-shirt - Size : M- Color : White	\$16.90	25	Pending	11/02/2020 03:55:35
C-30	\$76.06	Purchased: Hummingbird printed t-shirt - Size : M- Color : Black	\$16.90	30	Pending	11/02/2020 03:55:35
C-31	\$88.74	Purchased: Hummingbird printed t-shirt - Size : L- Color : White	\$16.90	35	Pending	11/02/2020 03:55:35

Showing 1 to 10 of 40 (4 Pages)

1

2

3

4

>

>|

< Back to wholesale customer account

Home

VI. PRIVATE SHOP SETTINGS

Private shop only allows registered wholesale customers to access and purchase wholesale products. You can set private status for the entire store or set private status for selected categories / products only.

Settings / Private shop

Private shop

Help

Dashboard

Customers

Rewards

Withdrawals

Orders

Applications

Promotion

Documentation

Settings

Settings > Private shop

General

Reward settings

Private shop

PRIVATE SHOP

Enable private shop

YES

NO

Only allow approved wholesale customers to access shop

Private mode

Entire shop

Disable shopping only

Logo

Add file

Accepted formats: jpg, png, jpeg. Limit: 8 Mb

COMPANY NAME

Background image

Add file

Accepted formats: jpg, png, jpeg. Limit: 8 Mb

Background color

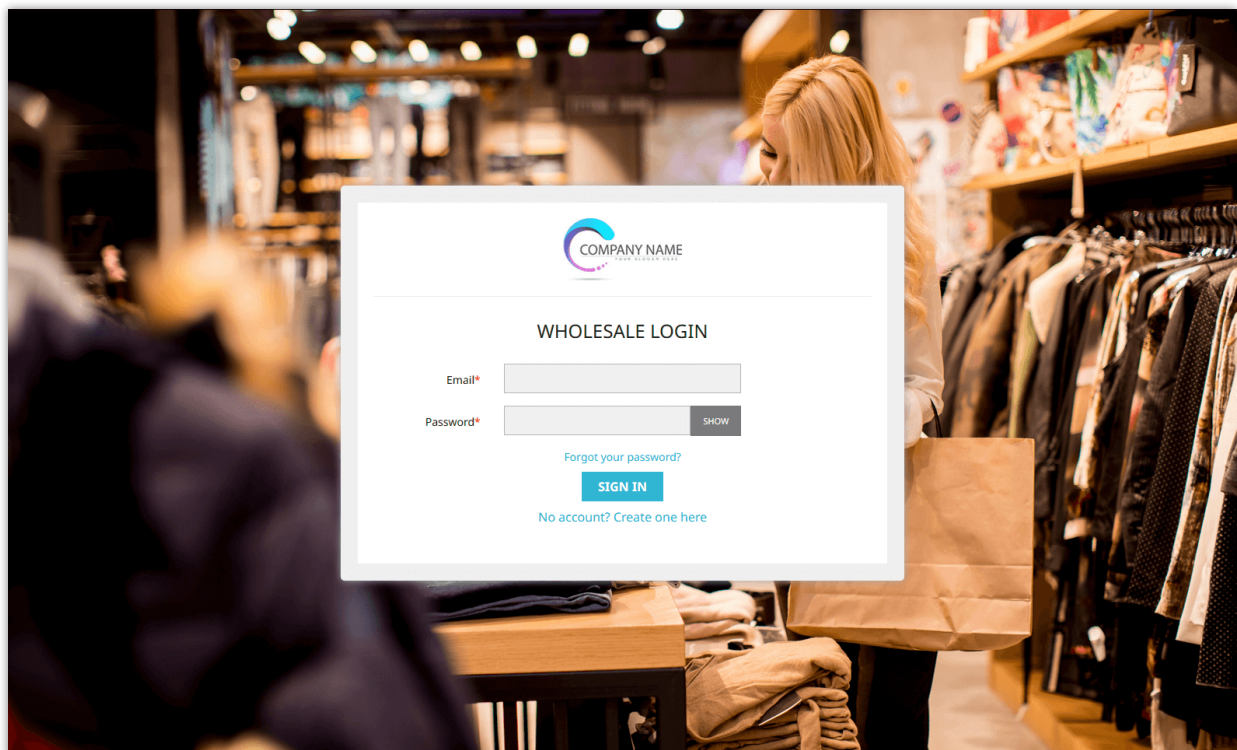
#505b60

Enable reCaptcha for wholesale registration form

YES

NO

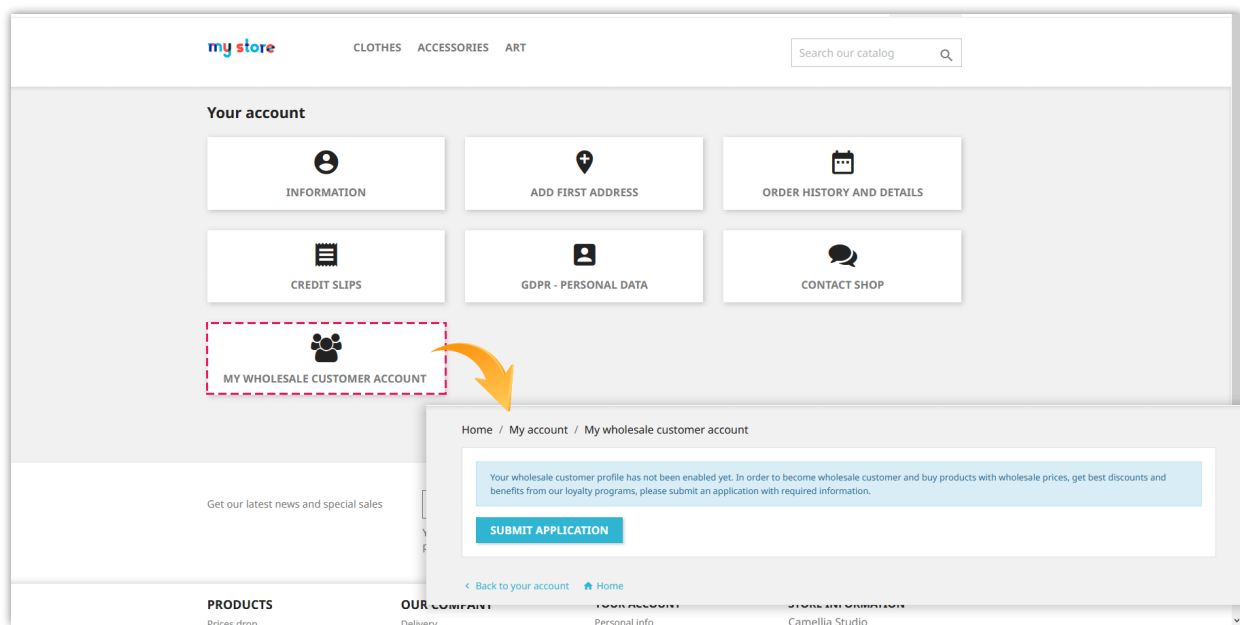
Here is a sample of private shop login screen:



VII. MANAGING WHOLESALE CUSTOMER'S APPLICATION

Any registered customers can become a wholesale customer on your PrestaShop store. Customers will need to apply an application to be able to join your wholesale program.

From **"My account"** page, customer will find **"My wholesale customer account"** area. They can manage everything related to their wholesale account by accessing this area.



Customers need to enter all necessary information (which is required by store admin on **"Settings > Conditions"** page from module backend).

my store

CLOTHES ACCESSORIES ART

Search our catalog

Home / My account / My wholesale customer account

Registration

First name

Carlos

Last name

Test

Email

carlos.test@gmail.com

Address

Calle de Torrelaguna, 69, 28027 Madrid, Spain

Introduction

Lorem ipsum dolor sit amet, consectetur adipiscing elit, sed do eiusmod tempor incididunt ut labore et dolore magna aliqua. Ut enim ad minim veniam, quis nostrud exercitation ullamco laboris nisi ut aliquip ex ea commodo consequat.

A short description about you

SUBMIT

Back to your account

Home

my store

CLOTHES ACCESSORIES ART

Search our catalog

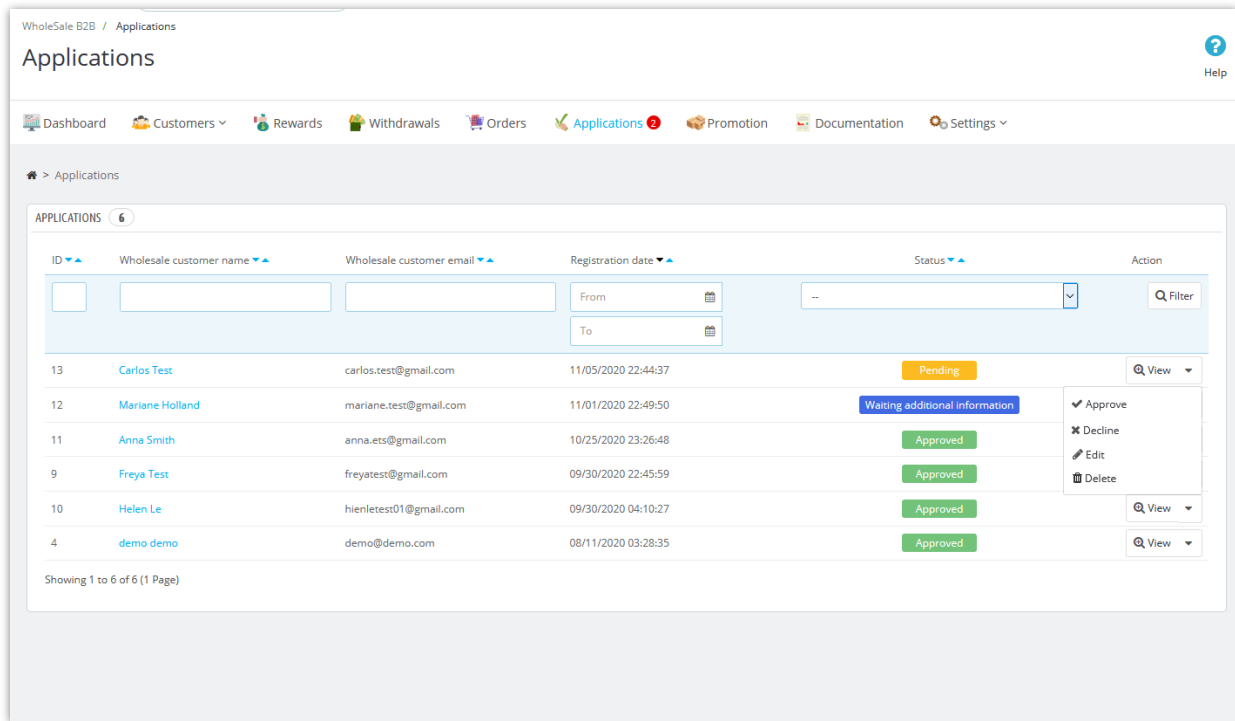
Home / My account / My wholesale customer account

Your application has been submitted successfully. Our team is reviewing the application, and we will get back to you as soon as possible

Back to your account

Home

Store admin can view and manage all retailer applications from “**Applications**” page.



Store admin will check the information and approve/decline the register application.

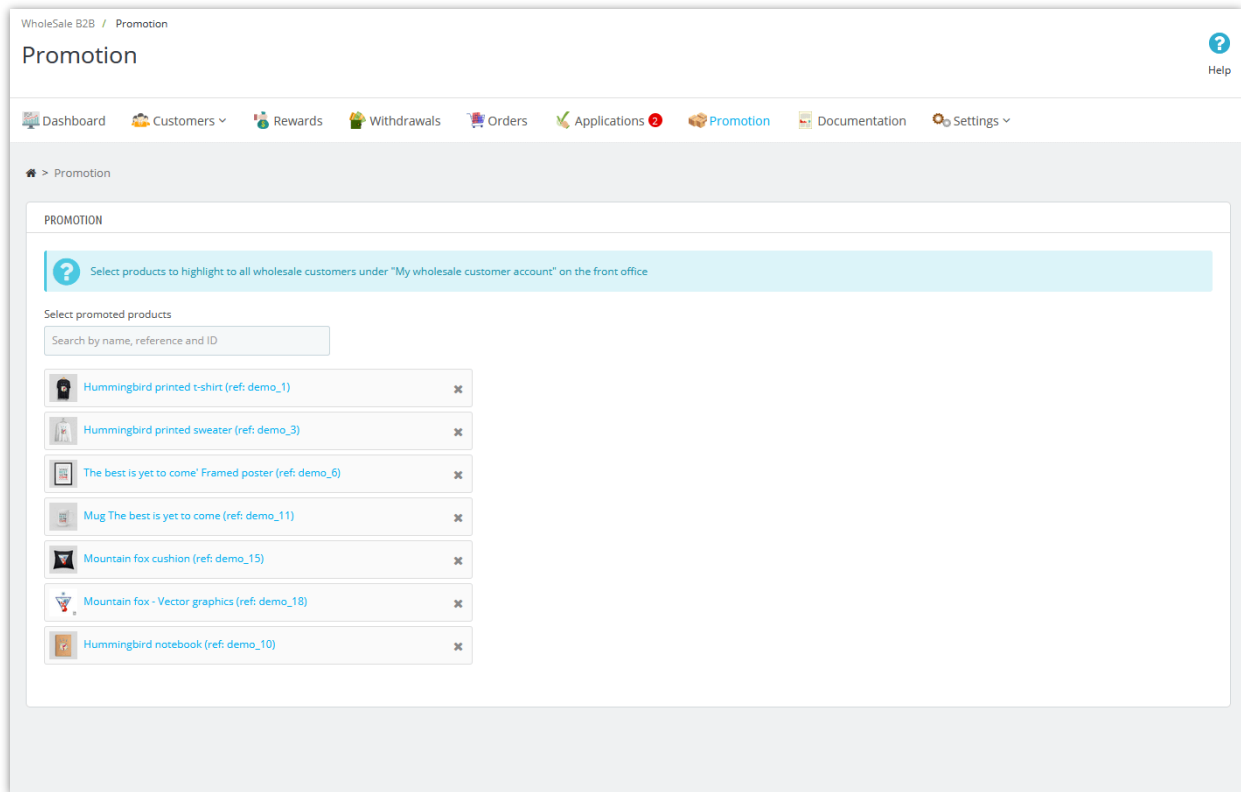
VIII. MANAGING PROMOTED PRODUCTS AND WHOLESALE ORDERS

1. Managing promoted products

Promoted products are the products displayed in **"My wholesale customer account"** area.

Store admin can view and manage the promoted products through **"Promotion"** page.

Admin can search and select any existing products to become the promoted products.



Store admin can also configure the wholesale settings for any specific product by navigate to **“Wholesale settings”** tab on the product editing page.

Brown bear notebook

Standard product

en

Sales Product list Help

Basic settings
Combinations
Shipping
Pricing
SEO
Wholesale
Options

Use global settings

How to calculate reward?

☒ Base on percentage of total product price
☐ Give a fixed amount for each purchased product

Reward type

☒ General Reward range for all wholesale levels
☐ Particular Reward range for each wholesale level

Reward ranges

Add Reward range

Starting at (units)	Reward value
No reward ranges found	

Minimum product quantity to get wholesale discount per wholesale level

*Starter

1

*Level 1

1

*Level 2

1

*Level 3

1

Save wholesale settings

Wholesale customers can view all promoted products from “**My wholesale customer account**” area from store front end:

Home / My account / My wholesale customer account

My wholesale customer account

Dashboard

Rewards

Withdrawals

Vouchers

Profile

Documentation

Promotion

Mountain Fox - Vector Graphics
\$7.20
Wholesale price: \$5.76

WHOLESALE

-20%

Hummingbird Printed T-shirt
\$19.42 \$15.30
Wholesale price: \$12.24

WHOLESALE

The Best Is Yet To Come...
\$23.20
Wholesale price: \$18.56

WHOLESALE

Mug The Best Is Yet To Come
\$9.52
Wholesale price: \$7.62

WHOLESALE

Back to your account

Home

2. Managing wholesale orders

All orders containing products with wholesale price will appear on “**Orders**” page. Store admin can view both wholesale information and order information on order detail page.

WholeSale B2B / Orders

Orders

Dashboard Customers Rewards Withdrawals Orders Applications Promotion Documentation Settings

Orders

ORDERS 23

ID	Order reference	Wholesale customer name	Total quantity	Total payment	Discounts	Rewards	Status	Date	Action
			Min Max	Min Max	--	--	--	From To	Filter
23	AXVIJWVGR	demo demo	203	\$3,438.39	\$605.49	\$488.47	Awaiting bank wire payment	11/02/2020 03:55:35	View
22	FDHVUWKPJ	demo demo	81	\$2,901.37	\$1,240.32	\$289.41	Awaiting bank wire payment	10/26/2020 23:43:39	View
21	UVJMUTKON	demo demo	3	\$121.57	\$48.98	\$1.15	Awaiting check payment	10/26/2020 23:31:20	View
20	APCVCSFVS	demo demo	176	\$2,807.07	\$699.95	\$268.84	Payment accepted	10/26/2020 23:28:14	View
19	BOQLXYJW	Helen Le	60	\$1,799.42	--	\$137.40	Payment accepted	09/30/2020 04:38:43	View
18	KSQQSTXP	demo demo	35	\$754.62	--	\$15.43	Payment accepted	08/27/2020 05:01:10	View
17	TWHGDIIDS	demo demo	15	\$244.55	\$26.36	\$5.91	Payment accepted	08/11/2020 03:35:00	View
16	OZSSGULQL	--	47	\$929.08	--	--	Awaiting check payment	06/20/2020 04:27:30	View
15	MVNKCDJD	demo demo	49	\$1,251.32	\$219.54	--	Awaiting check payment	06/09/2020 21:24:02	View
14	HJGJEPDO	--	199	\$3,587.57	--	--	Awaiting check payment	06/09/2020 21:20:26	View
13	HZZKVUEPA	--	1	\$37.44	--	--	Payment accepted	06/09/2020 04:23:20	View
12	MRDQIXEVH	--	31	\$951.50	--	--	Payment accepted	06/09/2020 04:16:36	View
11	DNZWTPMNN	--	99	\$1,975.88	--	--	Shipped	06/09/2020 04:15:36	View
10	OMXPBMBEH	demo demo	19	\$580.32	--	--	Canceled	06/09/2020 04:12:03	View
9	ROJWCBJJW	demo demo	126	\$1,922.23	--	--	Remote payment accepted	06/09/2020 04:11:01	View
8	HKMGBGGBK	demo demo	299	\$7,939.65	--	--	Awaiting check payment	06/09/2020 04:07:24	View
7	KDNPLAGBM	demo demo	698	\$11,543.16	--	--	Payment accepted	06/09/2020 03:36:59	View
6	XLSDMMXGH	demo demo	159	\$2,149.99	--	--	Payment accepted	06/09/2020 03:21:54	View
5	KHWLILZLL	--	1	\$20.90	--	--	Payment accepted	04/10/2020 00:51:30	View
4	FFATNOMMJ	--	1	\$14.90	--	--	Awaiting check payment	04/10/2020 00:51:30	View

Showing 1 to 20 of 23 (2 Pages)

1 2 > >|

Order APCVCSFVS from demo demo

WHOLESALE CUSTOMER INFO

Wholesale customer name [demo demo](#)Wholesale customer email [demo@demo.com](#)

Registration date 2020-08-11 03:28:47

Wholesale level Level 3

Discount 20.00%

Reward range	Reward range	Starting at (units)	Reward value
Level 1		1	1%
Level 1		6	3%
Level 3		11	10%
Default		20	15%
Default		30	20%

Status Enabled

Order total ⓘ \$3,806.24

Total reward balance ⓘ \$279.39

Total reward ⓘ \$348.89









Withdrawn ⓘ \$42.00

Paid for orders ⓘ \$0.00

Converted to voucher ⓘ \$27.50

Total used ⓘ \$69.50

Total reward which wholesale customer earned from this order: \$268.84

Image	Product	Product price	Quantity	Total price	Reward
	Hummingbird printed t-shirt - Size : S- Color : White	\$15.91	10	\$159.08	\$4.77
	Hummingbird printed t-shirt - Size : S- Color : Black	\$15.91	18	\$286.34	\$28.63
	Hummingbird printed t-shirt - Size : M- Color : White	\$15.91	25	\$397.70	\$39.77
	Hummingbird printed t-shirt - Size : M- Color : Black	\$15.91	13	\$206.80	\$20.68
	Hummingbird printed t-shirt - Size : L- Color : White	\$15.91	20	\$318.16	\$31.82
	Hummingbird printed t-shirt - Size : L- Color : Black	\$15.91	30	\$477.24	\$47.72
	Hummingbird printed t-shirt - Size : XL- Color : White	\$15.91	25	\$397.70	\$39.77
	Hummingbird printed t-shirt - Size : XL- Color : Black	\$15.91	35	\$556.77	\$55.68


ORDER **APCVCSFVS** #20


 Print order
  View invoice
  No delivery slip
  Partial refund

STATUS 2

DOCUMENTS 1

 Payment accepted Super Admin 10/26/2020 23:29:01  Resend email


 Awaiting bank wire payment 10/26/2020 23:28:15  Resend email

Payment accepted

UPDATE STATUS

SHIPPING 1

MERCHANDISE RETURNS 0

Date	Carrier	Weight	Shipping cost	Tracking number
10/26/2020 23:28:15	My carrier	0.000 kg	\$7.00	

☒ Recycled packaging
 ☒ Gift wrapping
CUSTOMER **DEMO DEMO** #4Email
[demo@demo.com](#)Account registered
06/05/2020 04:42:31

Valid orders placed 6

Total spent since registration
\$19,421.62

View full details...

PRIVATE NOTE

Save

SHIPPING ADDRESS

INVOICE ADDRESS

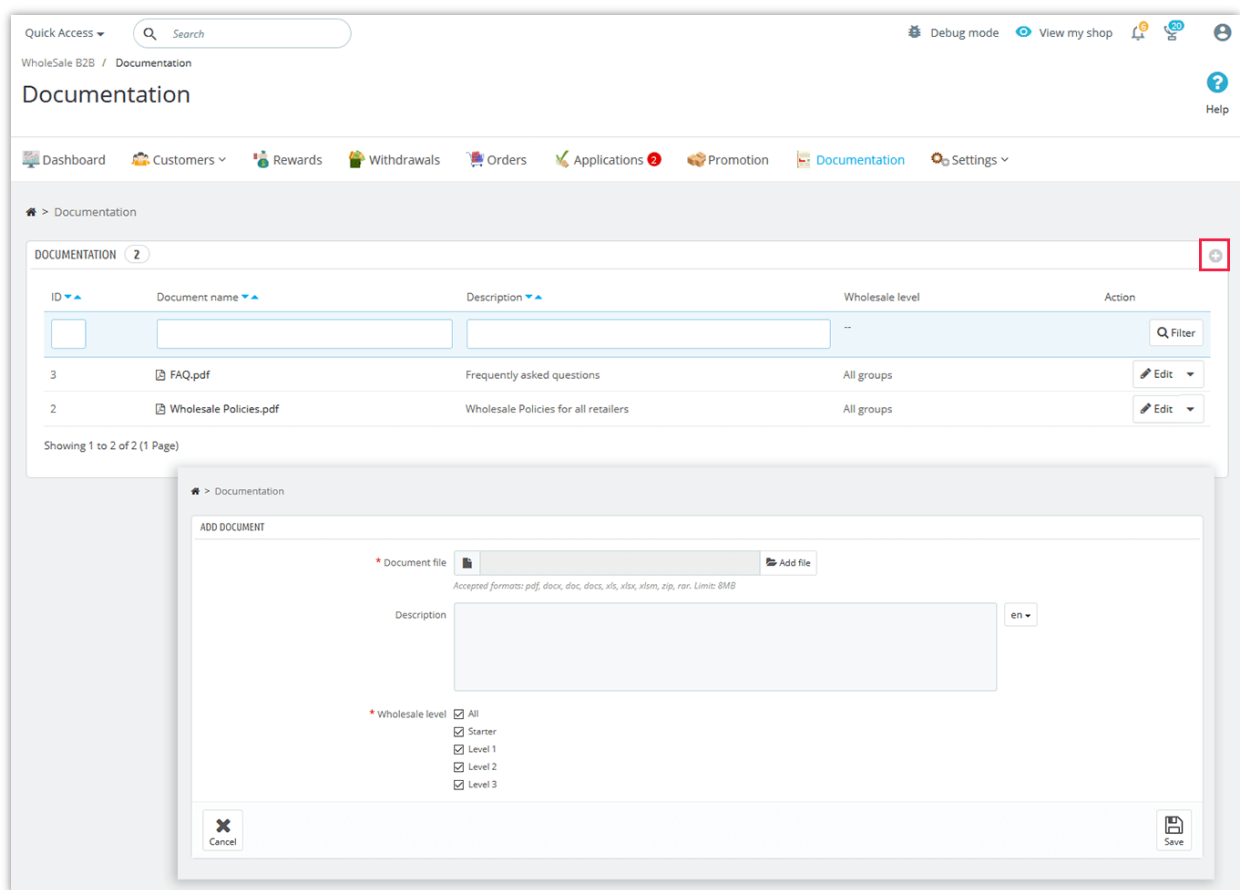
My Address - Bac Giang 65432 Bac Giang Alabama , United S demo demo
Bac Giang
Bac Giang, Alabama 65432
United States

Edit

IX. MANAGING RETAILER DOCUMENTATIONS

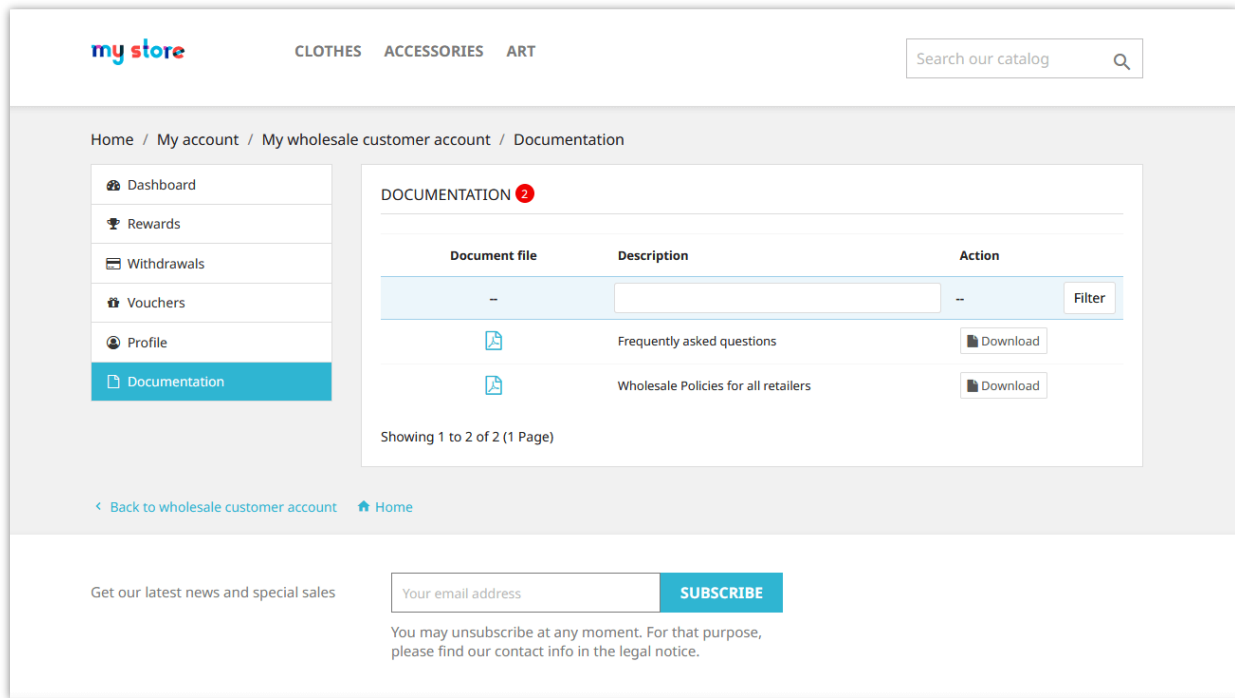
Store admin can upload and manage documentations for different wholesale levels. These documentations can be: pdf, docx, doc, docs, xls, xlsx, xlsxm, zip or rar file with size limitation of 8MB.

To upload a new documentation, please navigate to **"Documentations"** page > Click on **"Add new"** icon:



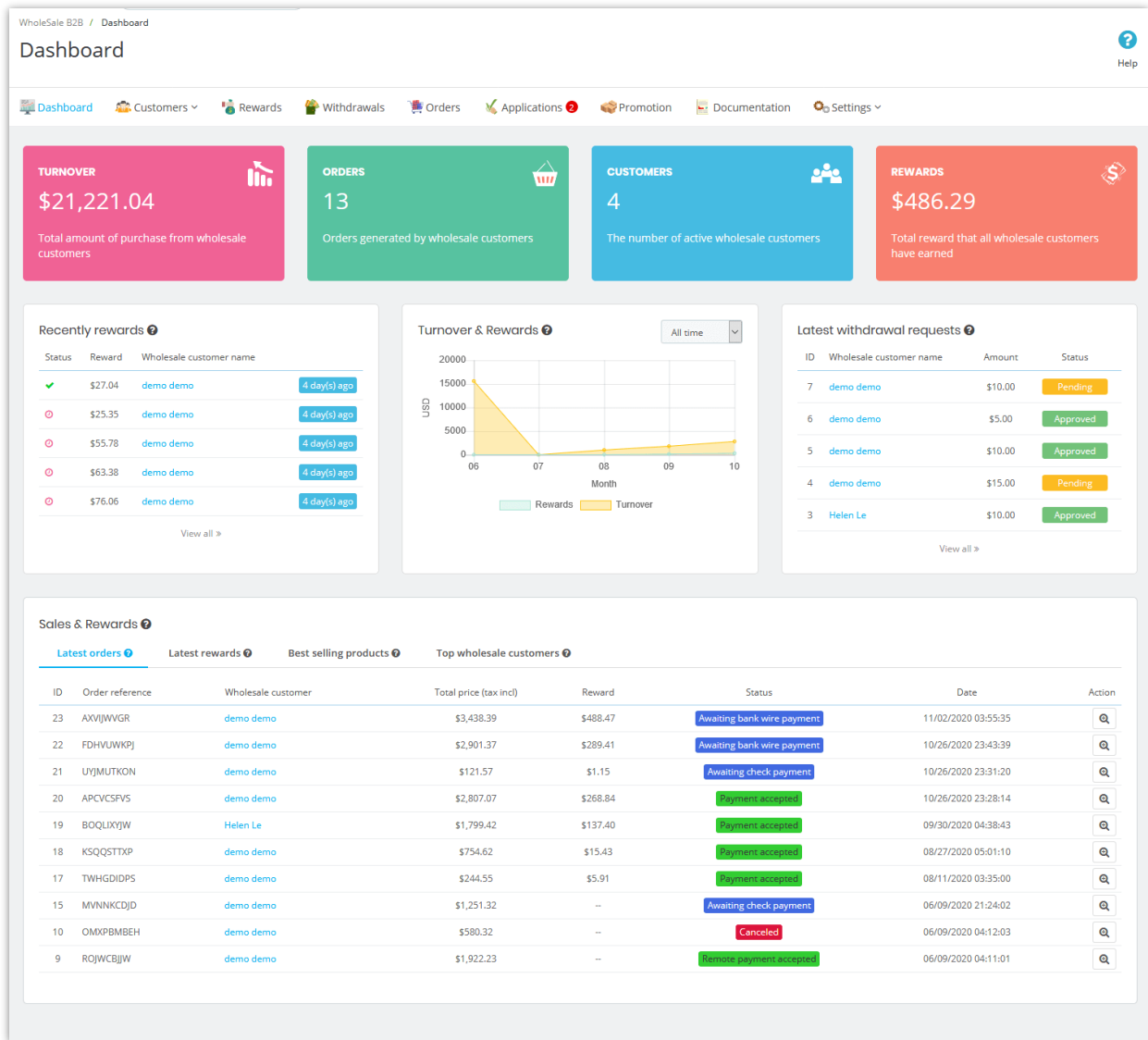
Select the file you want to upload. Enter the description for the file and select the wholesale levels who will be able to access your file. Click "Save" to finish.

Wholesale customers can view and download the documentations uploaded by store administration from **"My wholesale customer account"** area:

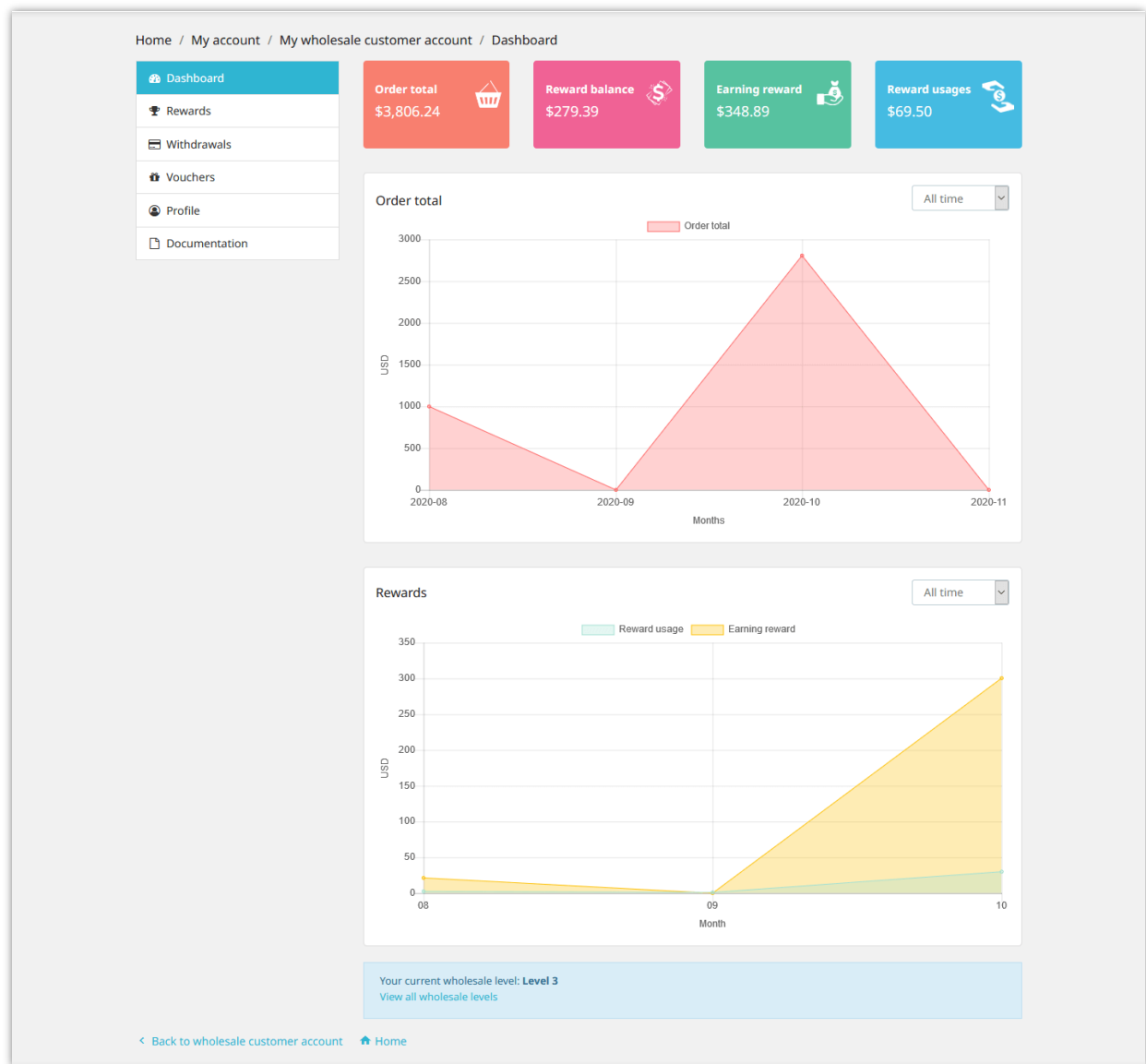


X. DASHBOARD

Wholesale B2B module comes with a dashboard with detailed statistic charts and helpful information. Store admin can have an overall look about wholesale activities through this dashboard.



Wholesale customers are also provided a dashboard on **“My wholesale customer account”** area to keep track of their reward status, detailed statistic data of reward usage, earning reward, etc.



XI. THANK YOU

Thank you again for purchasing our product and going through this documentation. We hope this document is helpful and efficient in the installation and usage of **Wholesale B2B** module. If you do have any questions for which the answer is not available in this document, please feel free to contact us.