



AGE VERIFICATION

Displays a popup asking the website visitors to confirm if they are in the required age to be able to access the site

A product of ETS-Soft

CONTENTS

I. INTRODUCTION	3
II. INSTALLATION	3
III. CONFIGURATION	3
IV. THANK YOU	9

I. INTRODUCTION

Age Verification is a **free Prestashop Age Verification module** displays a popup asking the website visitors to confirm if they are in the required age to be able to access the site.

* **"Age Verification"** is compatible with PrestaShop 1.7.x

II. INSTALLATION

- Navigate to **"Modules / Modules Manager"** > click on **"Upload a module / Select file"**.
- Select the module file **"ets_ageverification.zip"** from your computer then click on **"Open"** to install.
- Click on **"Configure"** button of the module you just installed to open the module's configuration page.

III. CONFIGURATION

From your installed module list (located at **"Modules/Module Manager"**), find **"Age Verification"** then click on the **"Configure"** button to open its configuration page.

Configure

Age Verification

Back
Translate
Check update
Manage hooks

SETTINGS

Enabled

YES

NO

Icon

Delete

Add file

Title

Age verification

en

Description

Paragraph

Please verify that you are 18 years old or older to enter this site

en

Verification type

☒ By birth date
☐ By customers themselves

Minimum age

18

years old

Submit label color

ffffff

Submit background color

#24b9d7

Submit label color when hover

ffffff

Submit background when hover

#1d93ab

Preview

Age verification

Please verify that you are 18 years old or older to enter this site

Enter your date of birth

Month

Day

Year

January

1

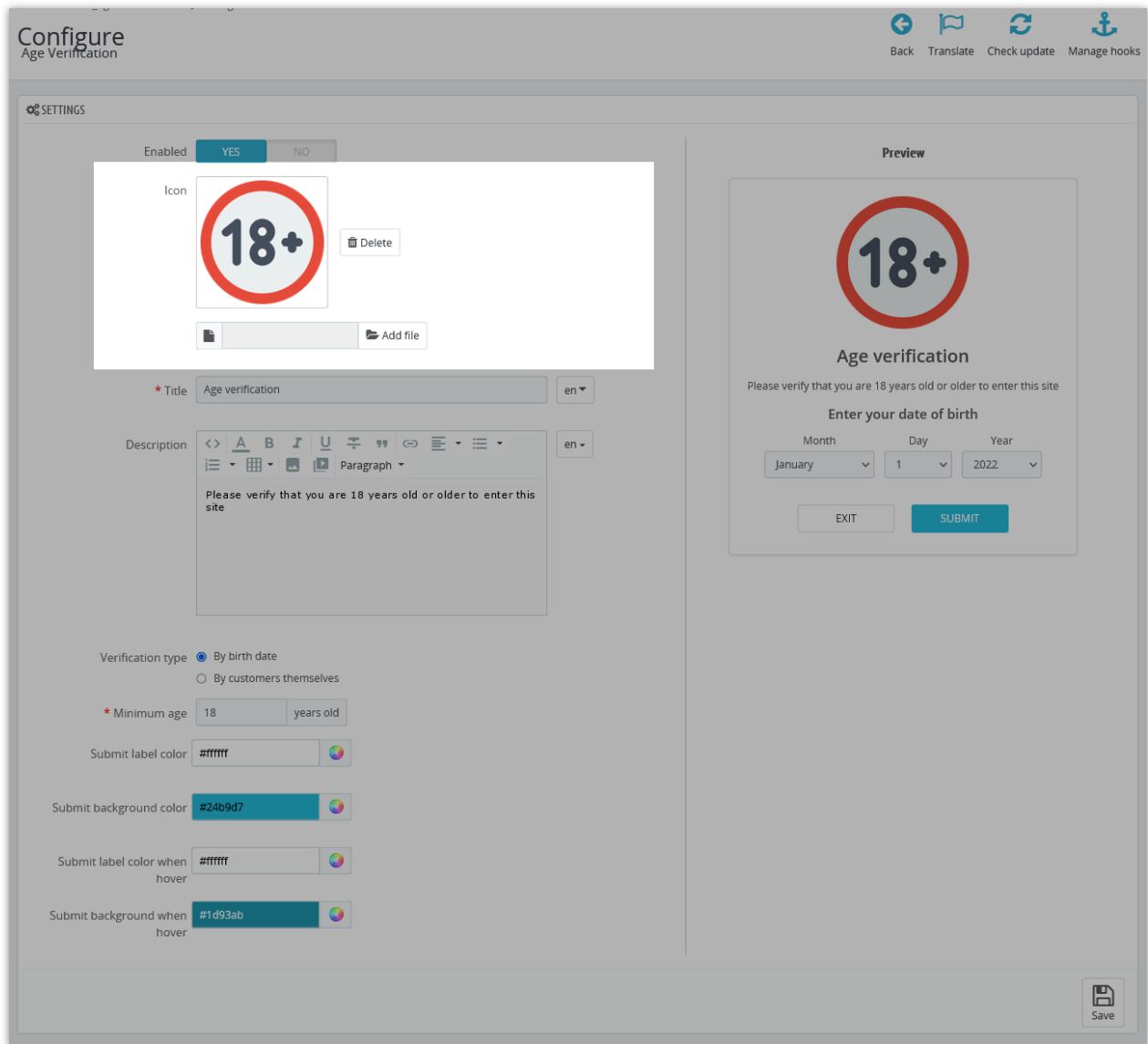
2022

EXIT

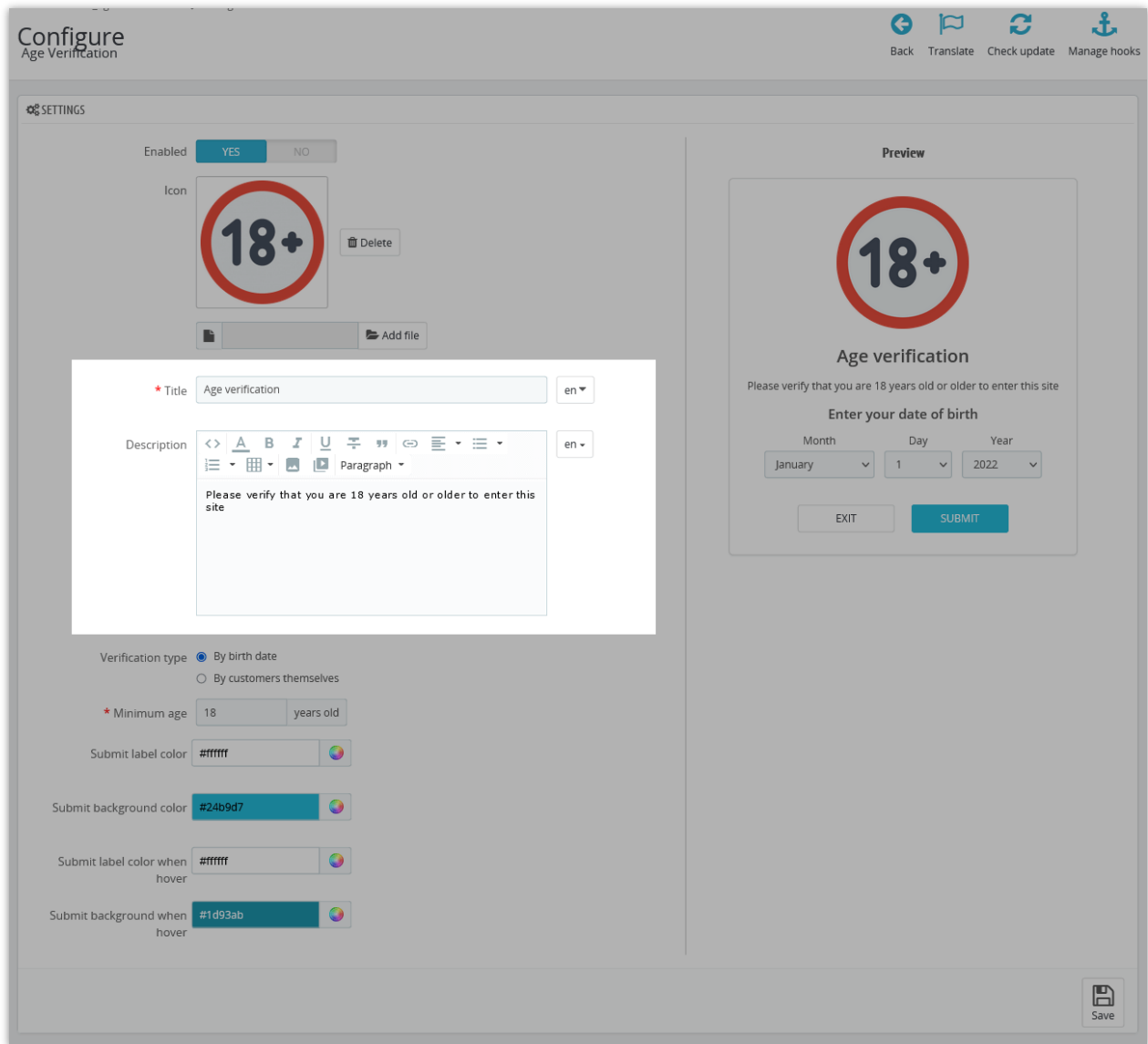
SUBMIT

Save

- Click **"Add file"** to upload an icon/image that you want to display on the popup in the front office.

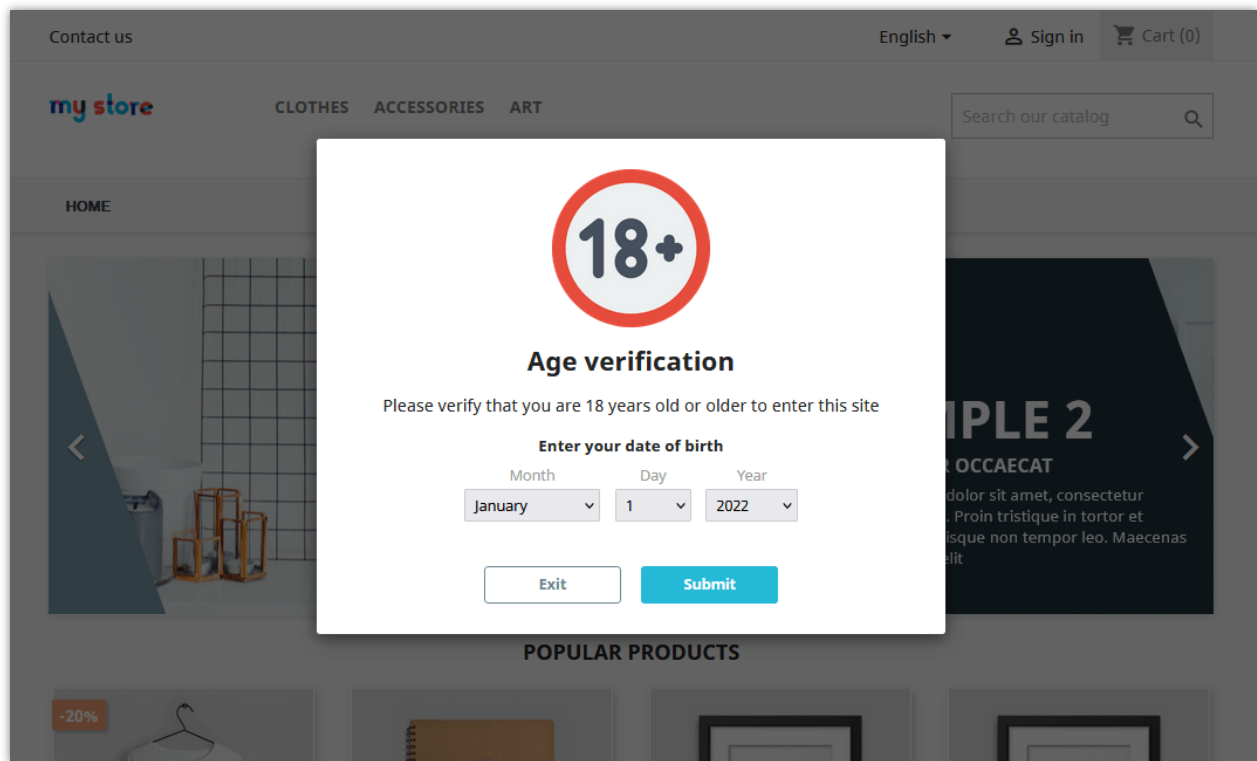


- You can customize the title and description for the popup. In particular, the description can be entered with many data types: image, video, text, link, table, quote,...

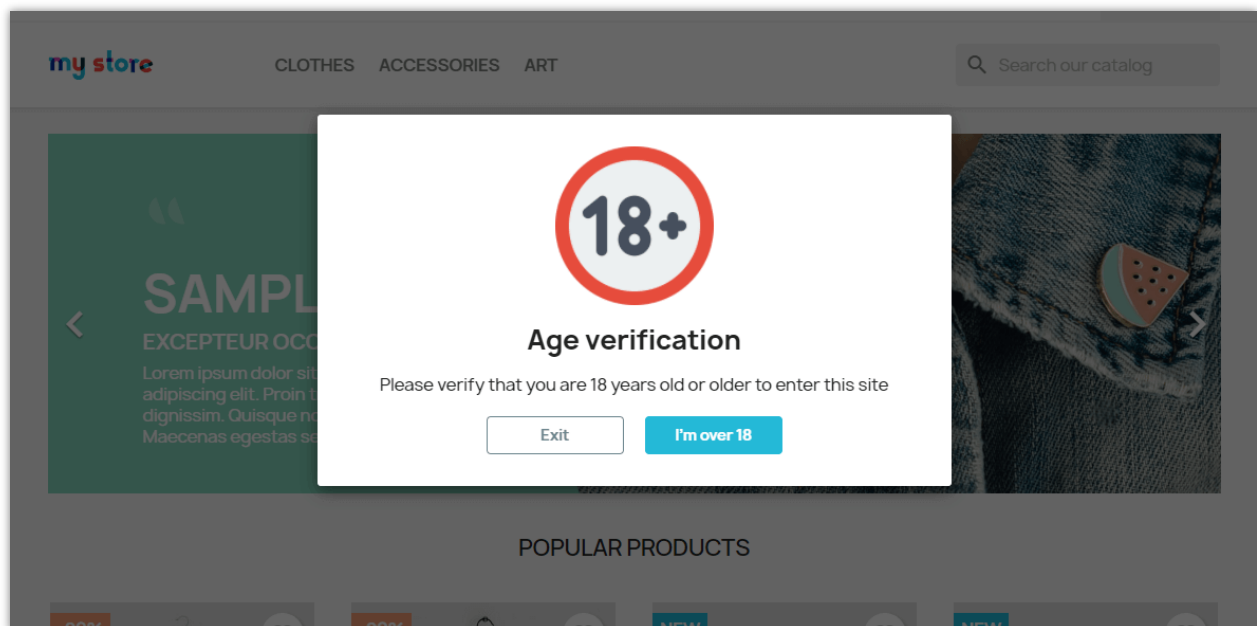


- The module support 2 types of verification: *by date of birth* or *by customers themselves*.

By birthdate:



By customers themselves:



- The module allows you to set up the minimum age for the verification and customize the color for the elements displayed on the popup.

Configure
Age Verification

Back
Translate
Check update
Manage hooks

SETTINGS

Enabled

YES

NO

Icon

Delete

Add file

Title

Age verification

en

Description

Paragraph

Please verify that you are 18 years old or older to enter this site

en

Verification type

☒ By birth date
☐ By customers themselves

Minimum age

18

years old

Submit label color

#ffffff

Submit background color

#24b9d7

Submit label color when hover

#ffffff

Submit background when hover

#1d93ab

Preview

Age verification

Please verify that you are 18 years old or older to enter this site

Enter your date of birth

Month

January

Day

1

Year

2022

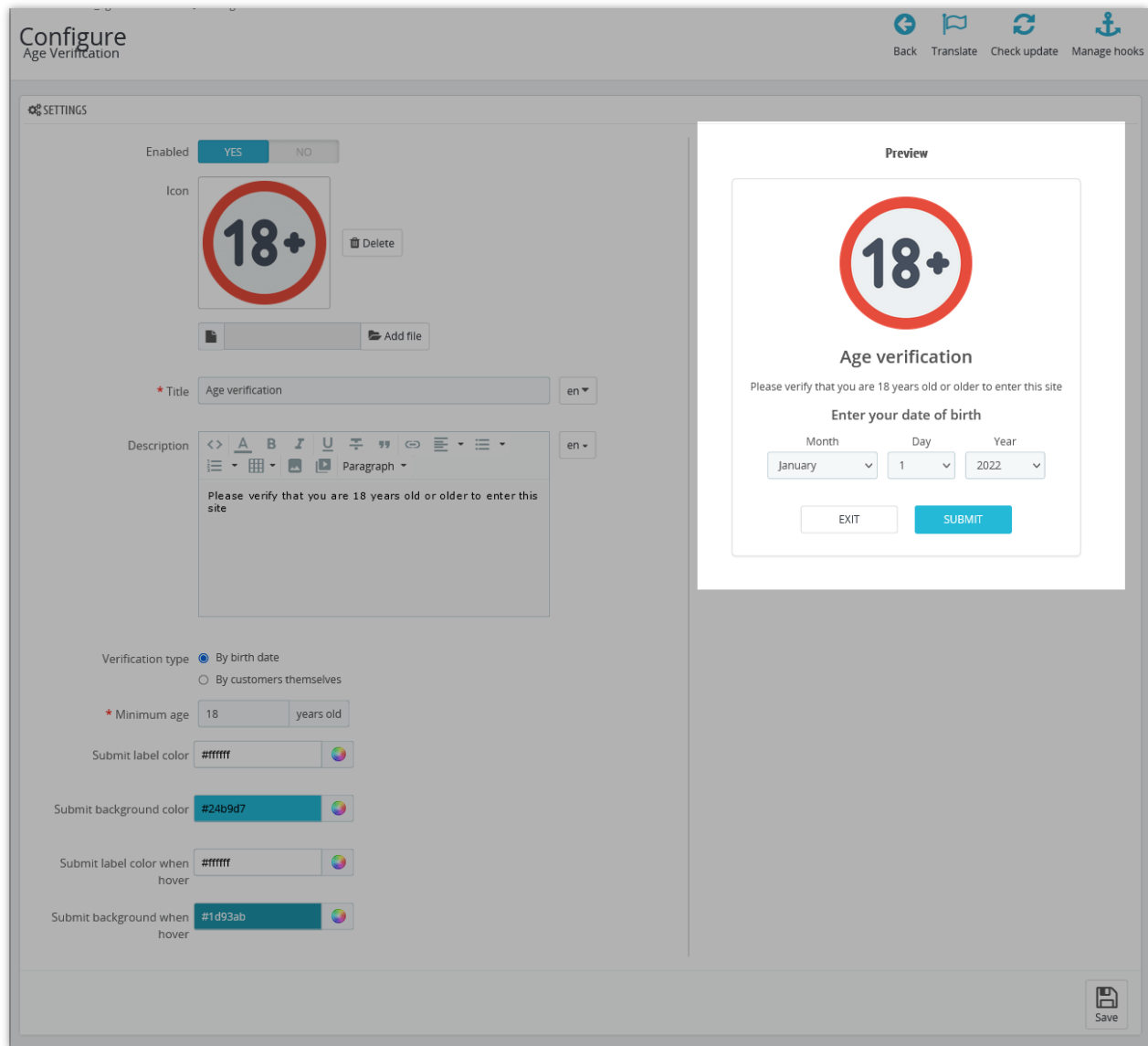
EXIT

SUBMIT

Save

Besides, you also can see how the popup will be displayed in the front office with a preview on the front end.

8



IV. THANK YOU

Thank you again for downloading our product and going through this documentation. We hope this document is helpful and efficient in the installation and usage of **Age Verification** module. If you do have any questions for which the answer is not available in this document, please feel free to contact us.